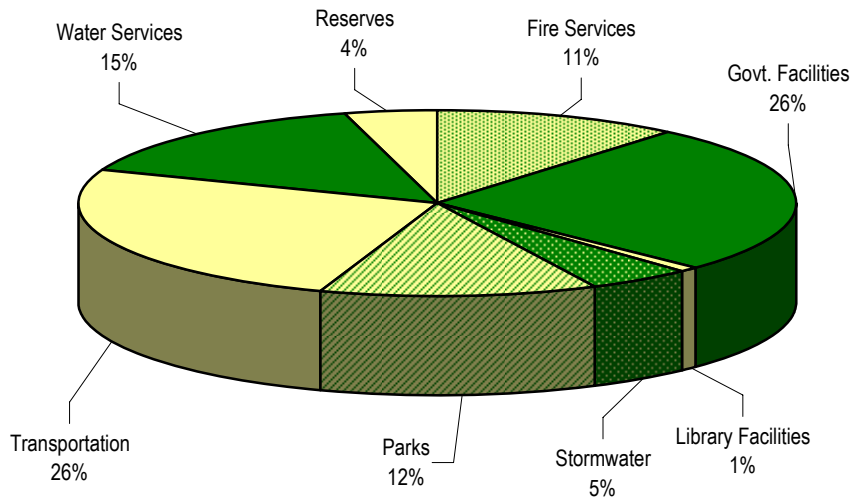


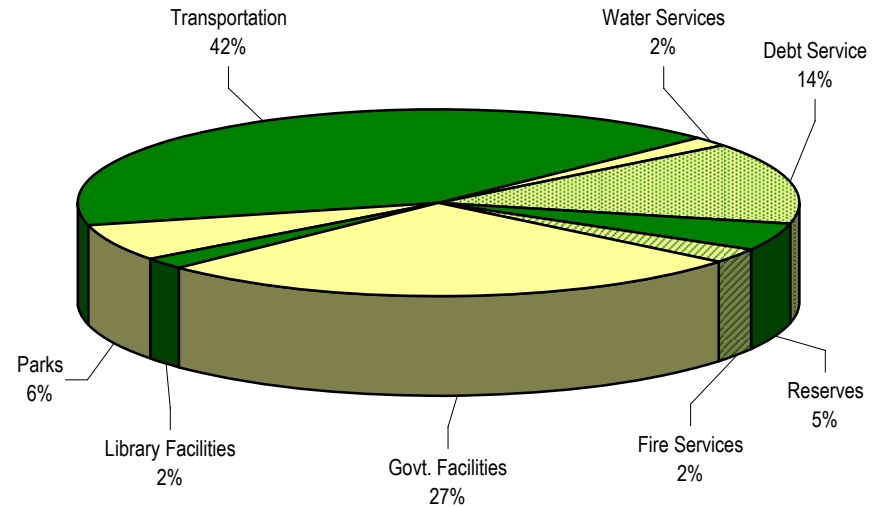
COMMUNITY INVESTMENT TAX PROGRAM ALLOCATIONS

PHASE I
January 1997 to January 2003



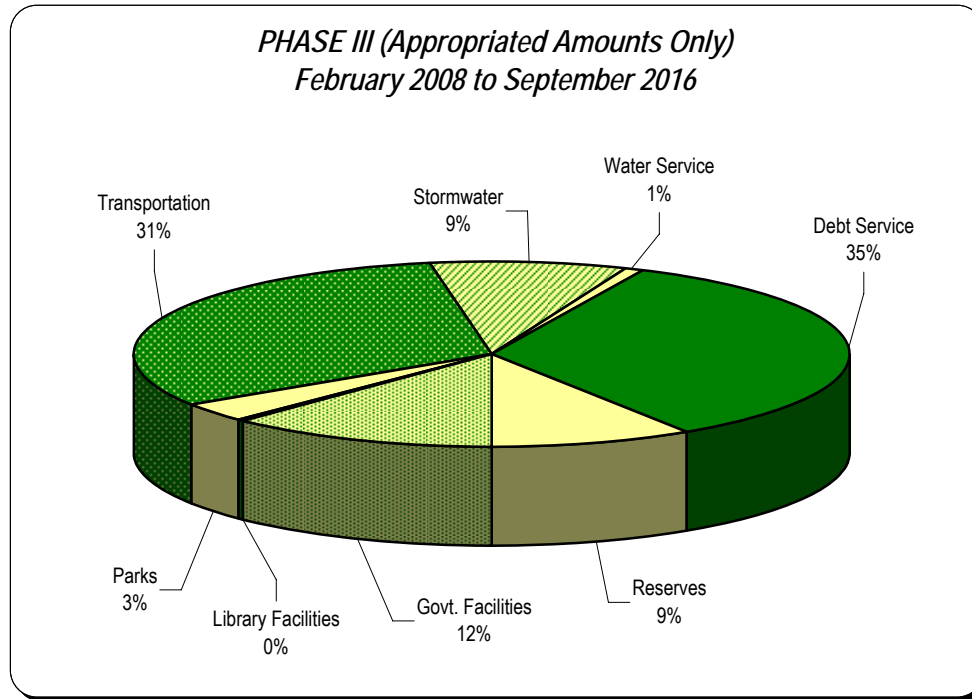
Each 1% equals \$2.3 Million
Total funding equals \$202.8 Million

PHASE II
February 2003 to January 2008



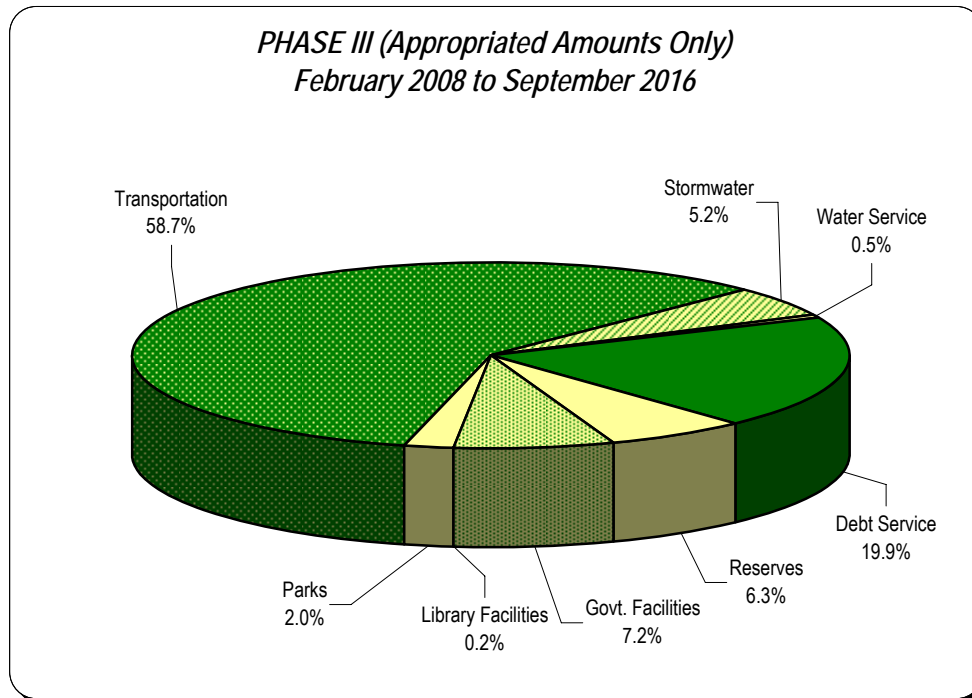
Each 1% equals \$5.1 Million
Total funding equals \$505.0 Million

COMMUNITY INVESTMENT TAX PROGRAM ALLOCATIONS



Each 1% equals \$7.2 Million
Total funding equals \$717.2 Million

COMMUNITY INVESTMENT TAX PROGRAM ALLOCATIONS



Each 1% equals \$12.2 Million
Total funding equals \$1.2 Billion

COMMUNITY INVESTMENT TAX I
 SOURCES AND USES SUMMARY
 (in thousands)

	ALL YEARS BUDGET FY 07 (a)	FY 08	FY 09	FY 10	FY 11	FY 12	FY 13	TOTAL FY 08 - FY 13	TOTAL CIT I
SOURCES									
Transfers from Sales Tax Fund	\$185,857	\$0	\$0	\$0	\$0	\$0	\$0	\$0	\$185,857
Interest Earnings	13,637	1,250	1,000	0	0	0	0	2,250	15,887
Residual Funds Sheriff's Office	23	0	0	0	0	0	0	0	23
Reimbursements	557	0	0	0	0	0	0	0	557
Other Miscellaneous	525	0	0	0	0	0	0	0	525
Total Sources	\$200,599	\$1,250	\$1,000	\$0	\$0	\$0	\$0	\$2,250	\$202,849
USES									
Fire Services	\$20,278	\$199	\$115	\$1,570	\$10	\$0	\$0	\$1,894	\$22,172
Govt. Facilities	52,952	20	0	0	0	0	0	20	52,972
Library Facilities	1,607	0	0	0	0	0	0	0	1,607
Stormwater	9,537	0	0	0	0	0	0	0	9,537
Parks	24,679	501	0	0	0	0	0	501	25,180
Transportation	52,040	0	0	0	0	0	0	0	52,040
Water Services	30,565	0	0	0	0	0	0	0	30,565
Reserve CIT Court Debt Svc.	1,565	0	0	0	0	0	0	0	1,565
Reserve Capital Projects	7,376	530	885	-1,570	-10	0	0	-165	7,211
Total Uses	\$200,599	\$1,250	\$1,000	\$0	\$0	\$0	\$0	\$2,250	\$202,849

(a) As of 08/31/07

**COMMUNITY INVESTMENT TAX - PHASE I
PROJECTS SUMMARY SCHEDULE
(in thousands)**

PROJECT NUMBER	PROJECT TITLE	TOTAL EST COST	TOTAL PRIOR YRS	FY 08	FY 09	FY 10	FY 11	FY 12	FY 13	TOTAL FY 08 - FY 13	FUTURE	COMMENTS
<u>FIRE SERVICES</u>												
79125	AMBULANCE REPLACEMENT	\$1,749	\$1,749	\$0	\$0	\$0	\$0	\$0	\$0	\$0	\$0	COMPLETED FY 99
79014	BRANDON FIRE STATION	536	536	0	0	0	0	0	0	0	0	COMPLETED FY 01
91151	CHAPMAN ROAD FIRE STATION	3,287	3,137	150	0	0	0	0	0	150	0	
79011	CONCRETE APRONS	65	65	0	0	0	0	0	0	0	0	COMPLETED FY 01
91139	CORK-KNIGHTS FIRE STATION CONSTRUCTION	509	509	0	0	0	0	0	0	0	0	COMPLETED FY 04
79012	DOVER FIRE STATION RENOV.	418	418	0	0	0	0	0	0	0	0	COMPLETED FY 02
79009	F S CODE COMPL & REHAB PH I	211	211	0	0	0	0	0	0	0	0	COMPLETED FY 00
79029	F S CODE COMPL. SPRINKLERS PH II	832	832	0	0	0	0	0	0	0	0	COMPLETED FY 05
79008	FIRE EQUIPMENT REPL/REFURB.	2,888	2,888	0	0	0	0	0	0	0	0	COMPLETED FY 02
79017	FIRE RESCUE HEADQUARTERS	11	11	0	0	0	0	0	0	0	0	DEFERRED
79015	LUTZ FIRE STATION	477	477	0	0	0	0	0	0	0	0	COMPLETED FY 02
79010	MIDWAY FIRE STATION	187	187	0	0	0	0	0	0	0	0	COMPLETED FY 99
79025	MOBILE EMERGENCY OPERATIONS CTR. VEHICLE	80	80	0	0	0	0	0	0	0	0	COMPLETED FY 02
91145	NORTH HILLSBOROUGH F. S. #14	1,920	195	30	115	1,570	10	0	0	1,725	0	
79013	PALM RIVER FIRE STATION	428	428	0	0	0	0	0	0	0	0	COMPLETED FY 02
79052	REROOF APOLLO B. F.S. # 29	63	63	0	0	0	0	0	0	0	0	COMPLETED FY 99
79051	REROOF FALKENBURG RD F.S. # 33	66	66	0	0	0	0	0	0	0	0	COMPLETED FY 99
79053	REROOF W. HILLSBOROUGH F.S. # 31	69	69	0	0	0	0	0	0	0	0	COMPLETED FY 99
91152	RIVER OAKS FIRE STATION	1,747	1,747	0	0	0	0	0	0	0	0	COMPLETED FY 05
91146	RUSKIN F. S. #17 CONSTRUCTION	24	24	0	0	0	0	0	0	0	0	COMPLETED FY 04
79141	RUSKIN FIRE STATION #17 LAND ACQUISITION	736	717	19	0	0	0	0	0	19	0	
79132	SCBA FIRE RESCUE BREATHING APPARATUS	2,155	2,155	0	0	0	0	0	0	0	0	COMPLETED FY 03
79016	SUN CITY CENTER FIRE STATION	1,524	1,524	0	0	0	0	0	0	0	0	COMPLETED FY 03
91150	TAMPA SHORES FIRE STATION	2,163	2,163	0	0	0	0	0	0	0	0	COMPLETED FY 05
91992	UNALLOCATED FUNDS	28	28	0	0	0	0	0	0	0	0	
	TOTAL	\$22,172	\$20,278	\$199	\$115	\$1,570	\$10	\$0	\$0	\$1,894	\$0	
<u>GOVERNMENT FACILITIES</u>												
90404	512-BED JAIL (PHASES I,II,&III)	\$19,327	\$19,327	\$0	\$0	\$0	\$0	\$0	\$0	\$0	\$0	COMPLETED FY 98
79006	700 TWIGGS ST. RENOVATION	4,128	4,128	0	0	0	0	0	0	0	0	COMPLETED FY 01
79106	CHILDREN SERVICES ATHLETIC CENTER	1,211	1,211	0	0	0	0	0	0	0	0	COMPLETED FY 01
79019	COMPUTER AIDED DISPATCH	0	0	0	0	0	0	0	0	0	0	FUNDED WITH AD VALOREM

**COMMUNITY INVESTMENT TAX - PHASE I
PROJECTS SUMMARY SCHEDULE
(in thousands)**

PROJECT NUMBER	PROJECT TITLE	TOTAL EST COST	TOTAL PRIOR YRS	FY 08	FY 09	FY 10	FY 11	FY 12	FY 13	TOTAL FY 08 - FY 13	FUTURE	COMMENTS
N/A	COPS AHEAD EQUIPMENT	953	953	0	0	0	0	0	0	0	0	0 COMPLETED FY 97
79018	COUNTY CENTER SECURITY	100	100	0	0	0	0	0	0	0	0	0 COMPLETED FY 01
N/A	CRIMINAL JUSTICE INFORMATION SYSTEM	7,400	7,400	0	0	0	0	0	0	0	0	0 COMPLETED FY 99
90405	JAIL EXPANSION PHASE IV	1,922	1,922	0	0	0	0	0	0	0	0	0 COMPLETED FY 03
79026	MAIN COURTHOUSE - PHASE II	5,912	5,912	0	0	0	0	0	0	0	0	0
79027	MAIN COURTHOUSE - PHASE III	0	0	0	0	0	0	0	0	0	0	0 CONSOLIDATED UNDER 79026.
79028	MAIN COURTHOUSE - PHASE IV	0	0	0	0	0	0	0	0	0	0	0 CONSOLIDATED UNDER 79026.
79005	MAIN COURTHOUSE -PHASE I	868	868	0	0	0	0	0	0	0	0	0 COMPLETED FY 98
79055	MOSI E. WING - NORTH UNISTRUT ROOF STRUCTURE	750	750	0	0	0	0	0	0	0	0	0
89315	MOSI EXPANSION CHILDREN'S SCIENCE CENTER	663	663	0	0	0	0	0	0	0	0	0
79054	MOSI W. WING REPAIRS/RESEAL/RECAULKING	1,000	1,000	0	0	0	0	0	0	0	0	0
79133	PGM DOCUMENT MANAGEMENT SYSTEM	192	192	0	0	0	0	0	0	0	0	0 COMPLETED FY 05
70000	PUBLIC ART-VARIOUS	210	210	0	0	0	0	0	0	0	0	0
90212	REHAB. RUSKIN SERVICE CENTER	96	96	0	0	0	0	0	0	0	0	0 COMPLETED FY 01
79050	REROOF FRED KARL LEGAL CENTER	8	8	0	0	0	0	0	0	0	0	0 CANCELLED
79139	RIVERVIEW TERRACE SENIOR CENTER	165	145	20	0	0	0	0	0	20	0	0
79049	SENIOR ADULT DAY CARE FACILITY (BRANDON)	1,040	1,040	0	0	0	0	0	0	0	0	0 COMPLETED FY 01
79048	SENIOR ADULT DAY CARE FACILITY (MANHATTAN)	1,178	1,178	0	0	0	0	0	0	0	0	0 COMPLETED FY 01
N/A	SHERIFF'S FLEET EQUIPMENT REPL.	4,112	4,112	0	0	0	0	0	0	0	0	0 COMPLETED FY 00
79023	SPECIAL NEEDS PROGRAM SHELTER UPGRADES	0	0	0	0	0	0	0	0	0	0	0 COMPLETED WITH GRANT DOLLARS
79024	TELEPHONE LINES FOR REGIONAL RELIEF CENTER	0	0	0	0	0	0	0	0	0	0	0 COMPLETED WITH GRANT DOLLARS
79138	TOWN N' COUNTRY SENIOR CENTER	400	400	0	0	0	0	0	0	0	0	0
70654	UNIVERSITY COMMUNITY SOCIAL SVCS. CENTER	1,275	1,275	0	0	0	0	0	0	0	0	0 COMPLETED FY 05
N/A	UNALLOCATED FUNDS GOVERNMENT FACILITIES	62	62	0	0	0	0	0	0	0	0	0
TOTAL		\$52,972	\$52,952	\$20	\$0	\$0	\$0	\$0	\$0	\$20	\$0	
LIBRARIES												
79122	BRANDON LIBRARY ADA RENOVATION	\$27	\$27	\$0	\$0	\$0	\$0	\$0	\$0	\$0	\$0	\$0 COMPLETED FY 98
79113	LUTZ LIBRARY ROOF REPL.	73	73	0	0	0	0	0	0	0	0	0 COMPLETED FY 98
79115	NORTH TAMPA LIBRARY A/C REPL.	12	12	0	0	0	0	0	0	0	0	0 COMPLETED FY 99
79123	PENINSULAR LIBRARY - ADA	0	0	0	0	0	0	0	0	0	0	0 PROJECT COMPLETED WITH GRANT FD
79118	RIVERVIEW LIBRARY CARPET REPL.	22	22	0	0	0	0	0	0	0	0	0 COMPLETED FY 99
79119	RUSKIN LIBRARY CARPET REPL.	30	30	0	0	0	0	0	0	0	0	0 COMPLETED FY 99
79117	SEMINOLE LIBRARY ROOF REPL.	61	61	0	0	0	0	0	0	0	0	0 COMPLETED FY 00
79124	SOUTH REGIONAL LIBRARY	450	450	0	0	0	0	0	0	0	0	0 COMPLETED FY 06
79121	THONOTOSASSA LIBRARY - ADA	20	20	0	0	0	0	0	0	0	0	0 COMPLETED FY 98
79114	WESTGATE LIBRARY ROOF REPL.	135	135	0	0	0	0	0	0	0	0	0 COMPLETED FY 99

**COMMUNITY INVESTMENT TAX - PHASE I
PROJECTS SUMMARY SCHEDULE
(in thousands)**

PROJECT NUMBER	PROJECT TITLE	TOTAL EST COST	TOTAL PRIOR YRS	FY 08	FY 09	FY 10	FY 11	FY 12	FY 13	TOTAL FY 08 - FY 13	FUTURE	COMMENTS
89097	TOWN N' COUNTRY LINEAR PARK EXTENSION	862	862	0	0	0	0	0	0	0	0	COMPLETED FY04
89088	UPPER TAMPA BAY PARK	85	85	0	0	0	0	0	0	0	0	COMPLETED FY 00
89096	UPPER TAMPA-BAY TRAIL-PHASE II	4,620	4,620	0	0	0	0	0	0	0	0	COMPLETED FY 04
89002	UPPER TAMPA-BAY TRAIL-PHASE IV	950	449	501	0	0	0	0	0	501	0	
89090	WILDCAT CREEK	9	9	0	0	0	0	0	0	0	0	COMPLETED FY02
89087	WILDERNESS PARK	47	47	0	0	0	0	0	0	0	0	COMPLETED FY01
81999	UNALLOCATED FUNDS	4	4	0	0	0	0	0	0	0	0	
	TOTAL	\$25,180	\$24,679	\$501	\$0	\$0	\$0	\$0	\$0	\$501	\$0	
STORMWATER												
49292	127TH & MARJORY AVE OUTFALL	\$91	\$91	\$0	\$0	\$0	\$0	\$0	\$0	\$0	\$0	FUNDING SOURCE MOVED
49235	130TH AVE & 131ST AVE STORMSEWERS	53	53	0	0	0	0	0	0	0	0	COMPLETED FY 97
49234	145TH AVE. OUTFALL & GARLAND CT DRAINAGE	360	360	0	0	0	0	0	0	0	0	CANCELLED
49290	15TH ST & 127TH AVE OUTFALL	347	347	0	0	0	0	0	0	0	0	COMPLETED FY 00
49275	1ST ST SW & 18TH AVE SW DRAINAGE	228	228	0	0	0	0	0	0	0	0	COMPLETED FY 01
49291	56TH ST & PALM RIVER RD DRAINAGE	190	190	0	0	0	0	0	0	0	0	CANCELLED
49259	78TH ST & PALM RIVER RD. CULVERTS	27	27	0	0	0	0	0	0	0	0	COMPLETED FY 03
49272	ALLEGHENY DR CULVERTS	134	134	0	0	0	0	0	0	0	0	COMPLETED FY 00
49245	APOLLO BEACH RD DRAINAGE SYSTEM	11	11	0	0	0	0	0	0	0	0	COMPLETED FY 97
49200	APOLLO BEACH RD DRAINAGE-FLAMINGO RD	41	41	0	0	0	0	0	0	0	0	COMPLETED FY 01
49283	ARCHIE CREEK	833	833	0	0	0	0	0	0	0	0	COMPLETED FY 02
49284	BEARSS/DUCK POND STORMWATER COLLECTOR	0	0	0	0	0	0	0	0	0	0	COMPLETED FY 99
49269	BEL AIR AVE CULVERTS	164	164	0	0	0	0	0	0	0	0	COMPLETED FY 98
49267	BENTWOOD DR LAKE STRUCTURE	194	194	0	0	0	0	0	0	0	0	CANCELLED
49248	BLOOMINGDALE SECTION F UNDERDRAIN	226	226	0	0	0	0	0	0	0	0	CANCELLED
49257	BRAVES CT & TOMAHAWK TRIAL UNDERDRAIN	89	89	0	0	0	0	0	0	0	0	COMPLETED FY 01
49251	BROADWAY (CR 574) & WILLIAMS CULVERTS	62	62	0	0	0	0	0	0	0	0	COMPLETED FY 02
49251A	BROADWAY (CR 574) & WILLIAMS CULVERTS	52	52	0	0	0	0	0	0	0	0	COMPLETED FY 02
49270	BUNKER HILL CULVERTS	98	98	0	0	0	0	0	0	0	0	COMPLETED FY 03
49265	CALOOSA BLVD LAKE CONTROL STRUCTURES	149	149	0	0	0	0	0	0	0	0	CANCELLED
49246	CAMBRON RD UNDERDRAIN	67	67	0	0	0	0	0	0	0	0	COMPLETED FY 00
49262	CHELSEA ST DRAINAGE SYSTEM	73	73	0	0	0	0	0	0	0	0	CANCELLED
49287	CLAIR MEL CITY UNDERDRAIN	61	61	0	0	0	0	0	0	0	0	COMPLETED FY 98
49268	CLOISTER DR. CULVERTS	119	119	0	0	0	0	0	0	0	0	COMPLETED FY 01

**COMMUNITY INVESTMENT TAX - PHASE I
PROJECTS SUMMARY SCHEDULE
(in thousands)**

PROJECT NUMBER	PROJECT TITLE	TOTAL EST COST	TOTAL PRIOR YRS	FY 08	FY 09	FY 10	FY 11	FY 12	FY 13	TOTAL FY 08 - FY 13	FUTURE	COMMENTS
TRANSPORTATION												
69304	BALM RIVERVIEW @ BOYETTE RD	\$147	\$147	\$0	\$0	\$0	\$0	\$0	\$0	\$0	\$0	COMPLETED FY 03
69305	CHANNELIZATION OF COUNTYWIDE TRAFFIC	860	860	0	0	0	0	0	0	0	0	0
69500	CIT CONSOL SIDEWALK CONSTRUCTION PROJECT	2,165	2,165	0	0	0	0	0	0	0	0	COMPLETED FY 03
69300	CIT PROJECT INTERSECTIONS - PH 3	4	4	0	0	0	0	0	0	0	0	COMPLETED FY 03
69501	CIT SIDEWALKS FY02	890	890	0	0	0	0	0	0	0	0	COMPLETED FY 03
69106	GUNN HIGHWAY (EHRlich RD.-SOUTH MOBLEY	9,106	9,106	0	0	0	0	0	0	0	0	0
69303	GUNN HWY @ TARPON SPRINGS ROAD	69	69	0	0	0	0	0	0	0	0	COMPLETED FY 03
69346	INT 78TH ST AND SR 60 ADAMO DR	80	80	0	0	0	0	0	0	0	0	COMPLETED FY 03
69347	INT APOLLO BEACH BLVD & US 41	61	61	0	0	0	0	0	0	0	0	COMPLETED FY 03
69329	INT BB DOWNS/LK FOREST	187	187	0	0	0	0	0	0	0	0	COMPLETED FY 99
69315	INT BEARSS/LAKE MAGDALENE	26	26	0	0	0	0	0	0	0	0	COMPLETED FY 03
69327	INT B-SHOALS/ROSEMEAD	98	98	0	0	0	0	0	0	0	0	COMPLETED FY 99
69330	INT DALE MABRY/HAMILTON	24	24	0	0	0	0	0	0	0	0	COMPLETED FY 99
69326	INT DURANT/DOVER/LITTLE	9	9	0	0	0	0	0	0	0	0	COMPLETED FY 99
63027	INT GUNN HY/RACETRACK RD	1,633	1,633	0	0	0	0	0	0	0	0	COMPLETED FY 03
69351	INT HANLEY RD & WATERS AVE	406	406	0	0	0	0	0	0	0	0	COMPLETED FY 03
69353	INT LIVINGSTON AVE AND NEWBERGER RD	805	805	0	0	0	0	0	0	0	0	COMPLETED FY 03
69316	INT LUTZ LAKE FERN RD/SUNLAKE BLVD	178	178	0	0	0	0	0	0	0	0	COMPLETED FY 03
69336	INT MCMULLEN RD/TUCKER RD LEFT TURN LANE	64	64	0	0	0	0	0	0	0	0	COMPLETED FY 03
69328	INT OAKFIELD/VONDERBURG	70	70	0	0	0	0	0	0	0	0	COMPLETED FY 99
69331	INT PALM RIV DR/US 301	197	197	0	0	0	0	0	0	0	0	COMPLETED FY 99
69306	INT RACETRACK RD/TWIN BRANCH ACRES RD	387	387	0	0	0	0	0	0	0	0	COMPLETED FY 03
69332	INT SABAL IND PK/US301	153	153	0	0	0	0	0	0	0	0	COMPLETED FY 99
69333	INT SAVARESE BL/WATERS	24	24	0	0	0	0	0	0	0	0	COMPLETED FY 99
69337	INTERCONNECT SABAL BLV/US301 TRAFFIC SIG	69	69	0	0	0	0	0	0	0	0	COMPLETED FY 99
69335	INTERSECT CROSSTOWN XWAY/FALKENBURG ROAD	144	144	0	0	0	0	0	0	0	0	COMPLETED FY 03
69339	INTERSECT KINGS AV/CHIPPENHAM BLVD	25	25	0	0	0	0	0	0	0	0	COMPLETED FY 03
69338	INTERSECT ZAMBITO RD REALIGN/SIGNAL	826	826	0	0	0	0	0	0	0	0	COMPLETED FY 03
69313	INTERSECTION CASEY & GUNN (CIT)	282	282	0	0	0	0	0	0	0	0	COMPLETED FY 03
69312	INTERSECTION GRADY AV/WATERS AV	52	52	0	0	0	0	0	0	0	0	COMPLETED FY 03
69309	INTERSECTION GUNN HWY/KEYSTONE PARK ENTR	129	129	0	0	0	0	0	0	0	0	COMPLETED FY 03
69311	INTERSECTION HABANA AV/WATERS AV	4	4	0	0	0	0	0	0	0	0	COMPLETED FY 03
63128	INTERSECTION LITHIA-PINECREST/BRYAN RD	1,854	1,854	0	0	0	0	0	0	0	0	COMPLETED FY 03
69310	INTERSECTION LOIS AV/WATERS AV	23	23	0	0	0	0	0	0	0	0	COMPLETED FY 03
69307	INTERSECTION MASTER PLAN	150	150	0	0	0	0	0	0	0	0	COMPLETED FY 03
69452	INTERSECTION PROGRAM PRIORITIZATION	34	34	0	0	0	0	0	0	0	0	COMPLETED FY 03

**COMMUNITY INVESTMENT TAX - PHASE I
PROJECTS SUMMARY SCHEDULE
(in thousands)**

PROJECT NUMBER	PROJECT TITLE	TOTAL EST COST	TOTAL PRIOR YRS	FY 08	FY 09	FY 10	FY 11	FY 12	FY 13	TOTAL FY 08 - FY 13	FUTURE	COMMENTS
69308	INTERSECTION TURKEY CRK RD/WALDEN LK SCH	10	10	0	0	0	0	0	0	0	0	0 COMPLETED FY 03
69101	PROVIDENCE & PROVIDENCE LAKES TURN LANE	43	43	0	0	0	0	0	0	0	0	0 COMPLETED FY 97
69449	PROVIDENCE RD Ph I (PROVIDENCE RIDGE TO LUMSDEN	0	0	0	0	0	0	0	0	0	0	0 COMPLETED FY 00 FUNDING MOVED
69450	PROVIDENCE RD Ph II (LUMSDEN TO FEEDER RD)	0	0	0	0	0	0	0	0	0	0	0 COMPLETED FY 00 FUNDING MOVED
69451	PROVIDENCE RD Ph III (BLMGDLE-PROV RDG)	3,276	3,276	0	0	0	0	0	0	0	0	0 COMPLETED FY 03
6103N	PROVIDENCE ROAD CORRIDOR (N OF LUMSDEN)	77	77	0	0	0	0	0	0	0	0	0 COMPLETED FY 00
69102	PROVIDENCE ROAD WIDENING	5,937	5,937	0	0	0	0	0	0	0	0	0 COMPLETED FY 00
69102A	PROVIDENCE ROAD WIDENING	497	497	0	0	0	0	0	0	0	0	0 COMPLETED FY 00
69003	PUBLIC WORKS SPRAY EQUIPMENT	187	187	0	0	0	0	0	0	0	0	0 COMPLETED FY 01
69036	ROAD RESURFACING PROG CIT FUNDS FY99	2,450	2,450	0	0	0	0	0	0	0	0	0 COMPLETED FY 03
61940	ROAD RESURFACING PROG GAS TAX FUNDS FY98	3,394	3,394	0	0	0	0	0	0	0	0	0 COMPLETED FY 03
69037	ROAD RESURFACING PROGRAM FY00	2,444	2,444	0	0	0	0	0	0	0	0	0 COMPLETED FY 03
69038	ROAD RESURFACING PROGRAM FY01	2,498	2,498	0	0	0	0	0	0	0	0	0 COMPLETED FY 03
69039	ROAD RESURFACING PROGRAM FY02	3,914	3,914	0	0	0	0	0	0	0	0	0 COMPLETED FY 03
69400	SDWK 15 ST FLETCH/143AV	44	44	0	0	0	0	0	0	0	0	0 COMPLETED FY 03
69430	SDWK 78TH ST PROG VILL BLV/36TH AV	153	153	0	0	0	0	0	0	0	0	0 COMPLETED FY 03
69413	SDWK BALM RIVERVIEW RD BIGBD/ELNORA	129	129	0	0	0	0	0	0	0	0	0 COMPLETED FY 03
69414	SDWK BALM RIVERVIEW RD ELNOR/RHODINE	65	65	0	0	0	0	0	0	0	0	0 COMPLETED FY 03
69412	SDWK BALM RIVERVIEW RD MCMULL/TUCKER	122	122	0	0	0	0	0	0	0	0	0 COMPLETED FY 03
69409	SDWK BALM RIVERVIEW RD RHODINE/MCMULLEN	58	58	0	0	0	0	0	0	0	0	0 COMPLETED FY 03
69411	SDWK BALM RIVERVIEW RD TUCKER/BOYETTE	36	36	0	0	0	0	0	0	0	0	0 COMPLETED FY 03
69402	SDWK CHERRY CK L MAG/EXIST	13	13	0	0	0	0	0	0	0	0	0 COMPLETED FY 03
69440	SDWK DOWNING ST(B)(N)BRDG 104414/FORBES	10	10	0	0	0	0	0	0	0	0	0 COMPLETED FY 03
69441	SDWK DOWNING(A)(N)SYDNEY DOV/BRDG 104414	10	10	0	0	0	0	0	0	0	0	0 COMPLETED FY 03
69406	SDWK FLAMINGO FRWY/CACAO	49	49	0	0	0	0	0	0	0	0	0 COMPLETED FY 03
69417	SDWK FRONT ST EXISTNG/SEFFNER/VALRICO	147	147	0	0	0	0	0	0	0	0	0 COMPLETED FY 03
69444	SDWK KNGSWY RD MLK/TENN	33	33	0	0	0	0	0	0	0	0	0 COMPLETED FY 03
64019	SDWK KNIGHT GRIF/ PLATT RD-CORK RD	1	1	0	0	0	0	0	0	0	0	0 COMPLETED FY 03
69410	SDWK LITH PNCRST-REGAL RDGE/LITH SPR ELM	151	151	0	0	0	0	0	0	0	0	0 COMPLETED FY 03
69401	SDWK LITH-PINE SCH/RIV	47	47	0	0	0	0	0	0	0	0	0 COMPLETED FY 03
69407	SDWK MANHATTAN SRTRS/BRD	34	34	0	0	0	0	0	0	0	0	0 COMPLETED FY 03
69405	SDWK PALM RIVER RD 78TH STREET/LIBRARY	22	22	0	0	0	0	0	0	0	0	0 COMPLETED FY 03
69403	SDWK PARIS ST GEO/S CMFRT	51	51	0	0	0	0	0	0	0	0	0 COMPLETED FY 03
69443	SDWK PARSONS AVE (OLD HILLSBOROUGH/MLK)	30	30	0	0	0	0	0	0	0	0	0 COMPLETED FY 03
69427	SDWK PARSONS SR60/LUMSDEN	5	5	0	0	0	0	0	0	0	0	0 COMPLETED FY 03
69437	SDWK SPARKMAN RD(B)(N)BRDG 104446-CLMENS	33	33	0	0	0	0	0	0	0	0	0 COMPLETED FY 03
69438	SDWK SPARKMAN(A)(N)JAP TUCKER/BRDG104446	10	10	0	0	0	0	0	0	0	0	0 COMPLETED FY 03
69439	SDWK SPARKMAN(C)(S)CLEMENS/NESMITH	109	109	0	0	0	0	0	0	0	0	0 COMPLETED FY 03

**COMMUNITY INVESTMENT TAX - PHASE I
PROJECTS SUMMARY SCHEDULE
(in thousands)**

PROJECT NUMBER	PROJECT TITLE	TOTAL EST COST	TOTAL PRIOR YRS	FY 08	FY 09	FY 10	FY 11	FY 12	FY 13	TOTAL FY 08 - FY 13	FUTURE	COMMENTS
69429	SDWK VALRICO (INNERGARY PLS. DURANT)	104	104	0	0	0	0	0	0	0	0	COMPLETED FY 03
69404	SDWK VALRICO LK SEF/SCH	40	40	0	0	0	0	0	0	0	0	COMPLETED FY 03
69432	SDWK VAN DYKE(N) WHIRLEY RD/D-MABRY	176	176	0	0	0	0	0	0	0	0	COMPLETED FY 03
69445	SDWK WOODLEIGH AV XTG/12705	26	26	0	0	0	0	0	0	0	0	COMPLETED FY 03
69416	SIDEWALK KINGSWAY RD MLK/WHEELER	41	41	0	0	0	0	0	0	0	0	COMPLETED FY 03
64967	SIDEWALK LAKE ELLEN BELLMORE/ARMENIA	82	82	0	0	0	0	0	0	0	0	COMPLETED FY 03
69420	SIDEWALK LITHI-PINECREST BLOOM/REGAL RDG	83	83	0	0	0	0	0	0	0	0	COMPLETED FY 03
69434	SIDEWALK LOWELL RD FOUR OAKS/CASEY	83	83	0	0	0	0	0	0	0	0	COMPLETED FY 03
69408	SIDEWALK PROGRAM P D & E 97-02	205	205	0	0	0	0	0	0	0	0	COMPLETED FY 03
69426	SIDEWALK VALRICO RD SR 60/CROSBY	69	69	0	0	0	0	0	0	0	0	COMPLETED FY 03
69436	SIDEWALK WAYNE SIMMS/GUNN	66	66	0	0	0	0	0	0	0	0	COMPLETED FY 03
69418	SIDEWALK WHEELER ROAD PARSONS /KINGSWAY	44	44	0	0	0	0	0	0	0	0	COMPLETED FY 03
69419	SIDEWALK WINDHORST TAYLOR/KINGSWAY	62	62	0	0	0	0	0	0	0	0	COMPLETED FY 03
69334	SIGNAL CROSSTOWN XWAY/FALKENBURG ROAD	216	216	0	0	0	0	0	0	0	0	
69100	STUDIES; TRANSPORTATION FOR GREATER BRANDON	8	8	0	0	0	0	0	0	0	0	COMPLETED FY 98
63907	TURN LANES WALKER MID SCH/N MOBLEY RD	41	41	0	0	0	0	0	0	0	0	
69302	WILLIAMS RD @ OLD SAWMILL RD INTERSECT'N	53	53	0	0	0	0	0	0	0	0	COMPLETED FY 03
N/A	HARTLINE TRANSIT VEHICLES PROGR.	3,314	3,314	0	0	0	0	0	0	0	0	COMPLETED FY 98
TOTAL		\$52,040	\$52,040	\$0	\$0	\$0	\$0	\$0	\$0	\$0	\$0	
WATER SERVICES												
39152	APOLLO BEACH BOULEVARD WATER MAIN	\$389	\$389	\$0	\$0	\$0	\$0	\$0	\$0	\$0	\$0	COMPLETED FY02
39155	APRIL LANE WATER MAIN	35	35	0	0	0	0	0	0	0	0	COMPLETED FY03
19115	ASR FACILITY S/C RW SYSTEM (TECO BB TEST WELL)	14	14	0	0	0	0	0	0	0	0	COMPLETED FY06
19115A	ASR FACILITY S/C RW SYSTEM (TECO BB TEST WELL)	500	500	0	0	0	0	0	0	0	0	COMPLETED FY06
39145	BELL SHOALS WM EXTENSION	94	94	0	0	0	0	0	0	0	0	COMPLETED FY 01
19112	BROADWAY RW TM (AUTONATIONS)	4	4	0	0	0	0	0	0	0	0	COMPLETED FY 99
39138	BYERS DRIVE WATER MAIN	0	0	0	0	0	0	0	0	0	0	CANCELLED
19718	CAIN ROAD RWTM	0	0	0	0	0	0	0	0	0	0	CANCELLED
19118	CAMELOT WOODS DRY-LINE SUBDIVISION CONNECTION	276	276	0	0	0	0	0	0	0	0	COMPLETED FY 01
39137	CARROLLWOOD SPRING BLVD WM INTERCONNECT	25	25	0	0	0	0	0	0	0	0	COMPLETED FY 99
19128	CARROLLWOOD SPRINGS RWTM	239	239	0	0	0	0	0	0	0	0	COMPLETED FY00
19127	CASEY ROAD RWTM	258	258	0	0	0	0	0	0	0	0	COMPLETED FY 00
19126	COUNTYWIDE WASTEWATER RETROFIT EXPANSION	2	2	0	0	0	0	0	0	0	0	CANCELLED
19125	COUNTYWIDE WW PUMP STATION'S TELEMETRY SYSTE	115	115	0	0	0	0	0	0	0	0	
39126	CR 579 WATER MAIN INTERCONNECTS	217	217	0	0	0	0	0	0	0	0	COMPLETED FY 99
19014	DALE MABRY	78	78	0	0	0	0	0	0	0	0	COMPLETED FY 04
39139	EHRlich RD WATER MAIN INTERCONNECTS - B1	40	40	0	0	0	0	0	0	0	0	COMPLETED FY 99

**COMMUNITY INVESTMENT TAX - PHASE I
PROJECTS SUMMARY SCHEDULE
(in thousands)**

PROJECT NUMBER	PROJECT TITLE	TOTAL EST COST	TOTAL PRIOR YRS	FY 08	FY 09	FY 10	FY 11	FY 12	FY 13	TOTAL FY 08 - FY 13	FUTURE	COMMENTS	
19119	EMERALD CREEK DRY-LINE SUBDIVISION CONNECTION	159	159	0	0	0	0	0	0	0	0	0	COMPLETED FY 01
39158	FUTURE ACQUISITION OF WATER/WASTEWATER UTILITY	6,701	6,701	0	0	0	0	0	0	0	0	0	
19641	GUNN HWY/VAN DYKE ROAD RWTM	18	18	0	0	0	0	0	0	0	0	0	COMPLETED FY 00
19641A	GUNN HWY/VAN DYKE ROAD RWTM	701	701	0	0	0	0	0	0	0	0	0	COMPLETED FY 00
19116	HAMMOCK WOODS UNIT II DRY-LINE SUBDIVISION CONNECTION	0	0	0	0	0	0	0	0	0	0	0	CANCELLED
19113	HC SCHOOLS RW TM EXTENSIONS	209	209	0	0	0	0	0	0	0	0	0	COMPLETED FY 00
19121	HERITAGE CREST DRY-LINE SUBDIVISION CONNECTION	18	18	0	0	0	0	0	0	0	0	0	COMPLETED FY 00
39156	HERSHEL HEIGHTS WATER FRANCHISE ACQUISITION	300	300	0	0	0	0	0	0	0	0	0	COMPLETED FY 03
19120	HOLLINGTON OAKS DRY-LINE SUBDIVISION CONNECTION	2	2	0	0	0	0	0	0	0	0	0	COMPLETED FY 98
19717	HUTCHINSON ROAD RWTM	0	0	0	0	0	0	0	0	0	0	0	CANCELLED
39129	LOWELL STREET WATER MAIN INTERCONNECT	0	0	0	0	0	0	0	0	0	0	0	CANCELLED
19123	MILLER RD WASTEWATER BOOSTER PUMP STATION	113	113	0	0	0	0	0	0	0	0	0	COMPLETED FY 04
39147	MULRENNAN ROAD WATER MAIN INTERCONNECTS	182	182	0	0	0	0	0	0	0	0	0	COMPLETED FY 01
39114	NEW FIRE HYDRANTS (APPROXIMATELY 50)	124	124	0	0	0	0	0	0	0	0	0	COMPLETED FY 00
39127	NEW HOPE WATER MAINS	274	274	0	0	0	0	0	0	0	0	0	COMPLETED FY 00
19109	NORTHDALE RWTM	0	0	0	0	0	0	0	0	0	0	0	CANCELLED
19013	NORTHLAKES RW PS IMPROVEMENTS	0	0	0	0	0	0	0	0	0	0	0	COMPLETED FY 06
10730	NORTHWEST AQUIFER	0	0	0	0	0	0	0	0	0	0	0	CANCELLED
19715	NORTHWEST ASR Ph II	43	43	0	0	0	0	0	0	0	0	0	CANCELLED
19600	NORTHWEST ASR Ph I-TEST WELL	369	369	0	0	0	0	0	0	0	0	0	COMPLETED FY 00
19600A	NORTHWEST ASR Ph I-TEST WELL	360	360	0	0	0	0	0	0	0	0	0	COMPLETED FY 00
19111	NORTHWEST COUNTY RECLAIMED WATER	0	0	0	0	0	0	0	0	0	0	0	CANCELLED
19642	NORTHWEST RWRF TO SOUTH MOBLEY INTERCONNECT	626	626	0	0	0	0	0	0	0	0	0	COMPLETED FY 01
20203	OAK UTILITIES LINE / PUMP STATION	1,169	1,169	0	0	0	0	0	0	0	0	0	COMPLETED FY 99
29002	OAK VIEW ESTATES WATER/WASTE WATER	0	0	0	0	0	0	0	0	0	0	0	CANCELLED
39146	OLD MEMORIAL HIGHWAY WATER MAIN EXTENSIONS	160	160	0	0	0	0	0	0	0	0	0	COMPLETED FY 99
19124	PINE STREET PARALLEL 6" FORCE MAIN	190	190	0	0	0	0	0	0	0	0	0	COMPLETED FY 01
39150	RACETRACK RD SOUTH MOBLEY RD POTABLE WM	833	833	0	0	0	0	0	0	0	0	0	COMPLETED FY 02
19012	RAGG ROAD	1	1	0	0	0	0	0	0	0	0	0	COMPLETED FY 05
39115	RETROFIT EXPANSIONS	0	0	0	0	0	0	0	0	0	0	0	CANCELLED
39128	ROSEMEADE LANE WATER MAIN INTERCONNECT	12	12	0	0	0	0	0	0	0	0	0	CANCELLED
39149	ROSIER, PAM AND KENMORE ST'S WM REPLACEMENTS	164	164	0	0	0	0	0	0	0	0	0	COMPLETED FY 01
19019	SEABOARD WASTEWATER FRANCHISE ACQUISITION	600	600	0	0	0	0	0	0	0	0	0	COMPLETED FY 05
39157	SEABOARD WATER FRANCHISE ACQUISITION	3,000	3,000	0	0	0	0	0	0	0	0	0	COMPLETED FY 03
10717	SIMMONS RD RWTM	0	0	0	0	0	0	0	0	0	0	0	CANCELLED
19114	SOUTH COUNTY RW TM EXT. TO CARGIL (PH I)	2,536	2,536	0	0	0	0	0	0	0	0	0	COMPLETED FY 05
19716	SOUTH MOBLEY RWTM TO GUNN HWY	35	35	0	0	0	0	0	0	0	0	0	CANCELLED FY 04
39148	ST CLOUD WATER MAIN INTERCONNECT AND EXTENSION	148	148	0	0	0	0	0	0	0	0	0	COMPLETED FY 01

**COMMUNITY INVESTMENT TAX - PHASE I
PROJECTS SUMMARY SCHEDULE
(in thousands)**

PROJECT NUMBER	PROJECT TITLE	TOTAL EST COST	TOTAL PRIOR YRS	FY 08	FY 09	FY 10	FY 11	FY 12	FY 13	TOTAL FY 08 - FY 13	FUTURE	COMMENTS
10622	SUN COAST CORRIDOR RWTM	19	19	0	0	0	0	0	0	0	0	COMPLETED FY 05
19117	VALRICO AWT RE-RATE 4.0 TO 5.0 MGD	1,573	1,573	0	0	0	0	0	0	0	0	COMPLETED FY02
39113	VALRICO HILLS FRANCHISE PURCHASE AND WATER CO	600	600	0	0	0	0	0	0	0	0	COMPLETED FY05
19122	VALRICO HILLS FRANCHISE PURCHASE AND WW CONN	1,450	1,450	0	0	0	0	0	0	0	0	COMPLETED FY07
39207	WIMAUMA WATER SYSTEM- PHASE I	964	964	0	0	0	0	0	0	0	0	COMPLETED FY 99
39208	WIMAUMA WATER SYSTEM-PHASE II	2,477	2,477	0	0	0	0	0	0	0	0	COMPLETED FY02
39112	WIMAUMA WATER SYSTEM-PHASE III	2,150	2,150	0	0	0	0	0	0	0	0	COMPLETED FY06
	TOTAL	\$30,565	\$30,565	\$0	\$0	\$0	\$0	\$0	\$0	\$0	\$0	
	TOTAL PLANNED EXPENDITURES	\$194,073	\$191,658	\$720	\$115	\$1,570	\$10	\$0	\$0	\$2,415	\$0	
	REIMBURSEMENTS	\$48	\$48	\$0	\$0	\$0	\$0	\$0	\$0	\$0	\$0	
	RESERVE COURT FACILITIES 99 BONDS	1,565	1,565	0	0	0	0	0	0	0	0	
	RESERVE & ALLOWANCES	7,164	7,329	530	885	-1,570	-10	0	0	-165	0	
	TOTAL INITIAL 73 MONTH COMMUNITY INVESTMENT TAX	\$202,849	\$200,599	\$1,250	\$1,000	\$0	\$0	\$0	\$0	\$2,250	\$0	

COMMUNITY INVESTMENT TAX - PHASE II
SOURCES AND USES SUMMARY
(in thousands)

	ALL YEARS BUDGET FY 07(a)	FY 08	FY 09	FY 10	FY 11	FY 12	FY 13	TOTAL FY 08 - FY 13	TOTAL CIT II
<u>SOURCES</u>									
Transfers from Sales Tax Fund	\$148,762	\$13,778	\$0	\$0	\$0	\$0	\$0	\$13,778	\$162,539
Transfers from Sales Tax Fd for Debt Svc.	65,919	3,568	0	0	0	0	0	3,568	\$69,488
Total Transfers	214,681	17,346	0	0	0	0	0	17,346	232,027
Debt Proceeds	266,101	0	0	0	0	0	0	0	266,101
Total Including Debt Proceeds	480,782	17,346	0	0	0	0	0	17,346	498,128
Miscellaneous	6,676	92	92	0	0	0	0	184	\$6,860
Total Sources	\$487,458	\$17,438	\$92	\$0	\$0	\$0	\$0	\$17,530	\$504,988
<u>USES</u>									
Fire Services	\$10,746	\$1,750	\$0	\$0	\$0	\$0	\$0	\$1,750	12,496
Govt. Facilities	134,040	2,249	0	0	0	0	0	2,249	136,289
Libraries	9,434	712	0	0	0	0	0	712	10,146
Parks	31,796	550	0	0	0	0	0	550	32,346
Transportation	202,078	7,650	0	0	0	0	0	7,650	209,728
Water Services	8,700	500	0	0	0	0	0	500	9,200
Subtotal	396,794	13,411	0	0	0	0	0	13,411	410,206
Short Term	22,529	625	900	0	0	0	0	1,525	24,054
Jail	16,972	1,164	0	0	0	0	0	1,164	18,136
Stormwater	13,223	1,138	0	0	0	0	0	1,138	14,361
Transportation	13,195	1,267	0	0	0	0	0	1,267	14,462
Reserves	24,745	(167)	(808)	0	0	0	0	(975)	23,770
Total Uses	\$487,458	\$17,438	\$92	\$0	\$0	\$0	\$0	\$17,530	\$504,988

(a) As of 08/31/07

(b) FY 08 reflects 4 months of debt service only.

COMMUNITY INVESTMENT TAX - PHASE II
PROJECTS SUMMARY SCHEDULE
(in thousands)

PROJECT NUMBER	PROJECT TITLE	PROJECT COST	TOTAL PRIOR YRS	FY 08	FY 09	FY 10	FY 11	FY 12	FY 13	TOTAL FY 08 - FY 13	FUTURE	COMMENTS
FIRE SERVICES												
C79140	COUNTRY PLACE FIRE STATION	\$2,896	\$2,746	\$150	\$0	\$0	\$0	\$0	\$0	\$150	\$0	
C91142	FIRE HYDRANT INSTALLATION	960	800	160	0	0	0	0	0	160	0	
C79020	FIRE RESCUE EQUIPMENT REPLACEMENTS	8,640	7,200	1,440	0	0	0	0	0	1,440	0	
	TOTAL	\$12,496	\$10,746	\$1,750	\$0	\$0	\$0	\$0	\$0	\$1,750	\$0	
GOVERNMENT FACILITIES												
C79021	ANIMAL SVCS. ADOPT., ADMIN & OPS. IMPR.	\$2,167	2,167	\$0	\$0	\$0	\$0	\$0	\$0	\$0	\$0	
C70900	ANIMAL SERVICES INV. KENNEL EXERCISE YARD	1,600	138	1,462	0	0	0	0	0	1,462	0	
C79135	BRANDON - REGIONAL SERVICE CENTER	5,480	5,480	0	0	0	0	0	0	0	0	
C79057	CONTINUITY OF COUNTY GOVT. PHASE II	293	293	0	0	0	0	0	0	0	0	
C79134	COOPERATIVE EXT SVC AUDITORIUM	725	725	0	0	0	0	0	0	0	0	COMPLETED FY 06
C70121	COURT COMPLEX	22,717	22,717	0	0	0	0	0	0	0	0	
C70058	FALKENBURG RD. JAIL EXPANSION PH VI	46,483	46,483	0	0	0	0	0	0	0	0	
C79130	LOWRY PARK ZOO	3,760	3,760	0	0	0	0	0	0	0	0	COMPLETED FY 05
C79026	MAIN COURTHOUSE PH2	656	656	0	0	0	0	0	0	0	0	
C89315	MOSI EXPANSION CHILDREN'S SCIENCE CNTR	9,226	9,226	0	0	0	0	0	0	0	0	COMPLETED FY 05
C92206	NEW MEDICAL EXAMINER FACILITY	13,137	12,800	337	0	0	0	0	0	337	0	
C79136	PLANT CTY REG SVC CTR/COURTHOUSE	4,200	4,200	0	0	0	0	0	0	0	0	
C70000	PUBLIC ART - VARIOUS	369	369	0	0	0	0	0	0	0	0	
C79139	RIVERVIEW TERRACE SENIOR CENTER	2,239	1,789	450	0	0	0	0	0	450	0	
C70002	SOUTH COUNTY SERVICE CENTER	4,200	4,200	0	0	0	0	0	0	0	0	COMPLETED FY 05
C79137	TAMPA BAY HISTORY CENTER	17,000	17,000	0	0	0	0	0	0	0	0	
C79131	TEMPLE TERRACE COMMUNITY CTR	500	500	0	0	0	0	0	0	0	0	COMPLETED FY 05
C79138	TOWN N' COUNTRY SENIOR CENTER	1,536	1,536	0	0	0	0	0	0	0	0	
	TOTAL	\$136,289	\$134,040	\$2,249	\$0	\$0	\$0	\$0	\$0	\$2,249	\$0	
LIBRARIES												
C79128	LUTZ LIBRARY EXPANSION	\$576	\$576	\$0	\$0	\$0	\$0	\$0	\$0	\$0	\$0	COMPLETED FY 04
C79002	NORTH TAMPA LIBRARY BRANCH EXPANSION	801	89	712	0	0	0	0	0	712	0	
C79124	SOUTH COUNTY REGIONAL LIBRARY	7,893	7,893	0	0	0	0	0	0	0	0	COMPLETED FY 06
C79127	WESTGATE REGIONAL LIBRARY	876	876	0	0	0	0	0	0	0	0	
	TOTAL	\$10,146	\$9,434	\$712	\$0	\$0	\$0	\$0	\$0	\$712	\$0	

COMMUNITY INVESTMENT TAX - PHASE II
PROJECTS SUMMARY SCHEDULE
(in thousands)

PROJECT NUMBER	PROJECT TITLE	PROJECT COST	TOTAL PRIOR YRS	FY 08	FY 09	FY 10	FY 11	FY 12	FY 13	TOTAL FY 08 - FY 13	FUTURE	COMMENTS
C69123	BOYETTE RD CONSTRUCTION (BALM RVRVIEW-DONNEymoOR)	9,100	9,100	0	0	0	0	0	0	0	0	
C69124	BOYETTE RD CONSTRUCTION (DONNEymoOR-BELL SHOALS)	2,300	2,300	0	0	0	0	0	0	0	0	
C69122	BOYETTE RD CONSTRUCTION (US301 - BALM RVRVIEW)	4,382	4,382	0	0	0	0	0	0	0	0	COMPLETED FY 06
C69105	BRANDON MAIN STREET PROJECT - PAULS DR	6,427	5,327	1,100	0	0	0	0	0	1,100	0	
C61044	BRUCE B.DOWNS PH I (I-75 - REGENTS PARK)	10,854	9,354	1,500	0	0	0	0	0	1,500	0	
C69220	CARRUTHERS RD OVER TURKEY CREEK	295	295	0	0	0	0	0	0	0	0	COMPLETED FY 05
C69340	CHANNELIZATION OF TRAFFIC CIT FY 03	240	240	0	0	0	0	0	0	0	0	COMPLETED FY 03
C69341	CHANNELIZATION OF TRAFFIC CIT FY 04	240	240	0	0	0	0	0	0	0	0	COMPLETED FY 04
C69342	CHANNELIZATION OF TRAFFIC CIT FY 05	240	240	0	0	0	0	0	0	0	0	COMPLETED FY 05
C69343	CHANNELIZATION OF TRAFFIC CIT FY 06	276	276	0	0	0	0	0	0	0	0	COMPLETED FY 07
C69344	CHANNELIZATION OF TRAFFIC CIT FY 07	240	240	0	0	0	0	0	0	0	0	
C69200	CIT ALLOC PROJECT FUNDS BRIDGES	113	113	0	0	0	0	0	0	0	0	
C69502	CIT PHASE II SIDEWALKS FY 03	325	325	0	0	0	0	0	0	0	0	COMPLETED FY 03
C69116	CITRUS PARK COMM PLAN GUNN & EHRlich	1,000	1,000	0	0	0	0	0	0	0	0	COMPLETED FY 07
C69358	CITRUS PARK DRIVE AND COUNTRYWAY INTERSECTION	1,600	1,600	0	0	0	0	0	0	0	0	
C69206	CR 579 OVER LITTLE MANATEE RIVER	281	281	0	0	0	0	0	0	0	0	COMPLETED FY 05
C69205	CR 579 OVER LTL MANATEE RIVER/S.FORK	309	309	0	0	0	0	0	0	0	0	COMPLETED FY 05
C69204	CR 672 OVER HURRAH CREEK	322	322	0	0	0	0	0	0	0	0	CANCELLED
C63000	CRITICAL ACCIDENT MITIGATION - INTERSECTIONS	381	381	0	0	0	0	0	0	0	0	
C69217	DURANT RD OVER BRANCH OF TURKEY CREEK	416	416	0	0	0	0	0	0	0	0	
C69215	EAST BAY ROAD OVER BULLFROG CREEK	2,070	2,070	0	0	0	0	0	0	0	0	COMPLETED FY 05
C69218	EAST KEYSVILLE RD OVER WEST BRANCH	339	339	0	0	0	0	0	0	0	0	COMPLETED FY 05
C69209	EAST SLIGH OVER ABANDONED CSX ROW	2,056	2,056	0	0	0	0	0	0	0	0	CANCELLED
C69222	FAIRWAY BLVD. OVER FLAMINGO CANAL BRDGE	1,900	1,900	0	0	0	0	0	0	0	0	
C69350	FLETCHER AVE./HIDDEN RIVER/M. BRDGE INT.	84	84	0	0	0	0	0	0	0	0	CANCELLED
C69216	GRANGE HALL LOOP OVER LTL MANATEE RIVER	391	391	0	0	0	0	0	0	0	0	COMPLETED FY 05
C69351	HANLEY RD & WATERS AVE	3,833	3,833	0	0	0	0	0	0	0	0	
C69317	HESPERIDES ST & SLIGH AVE INTERSECTION	160	160	0	0	0	0	0	0	0	0	COMPLETED FY 03
C69210	HUDSON LN OVER SWEETWATER CREEK	99	99	0	0	0	0	0	0	0	0	CANCELLED
C69109	INTELL TRANSP SYST DEVICE DEPLOYMENT	600	600	0	0	0	0	0	0	0	0	
C69108	INTELLIGENT TRANSPORT SYSTEM STUDIES	1,900	1,900	0	0	0	0	0	0	0	0	
C69219	JAMESON RD OVER ALAFIA RIVER/S.PRONG	85	85	0	0	0	0	0	0	0	0	CANCELLED
C69207	KNIGHTS GRIFFIN RD OVER FLINT CREEK	2,480	2,480	0	0	0	0	0	0	0	0	COMPLETED FY 07
C69352	LAKE CARROLL WAY/SR 597 (D. MABRY) INT.	66	66	0	0	0	0	0	0	0	0	CANCELLED
C69357	LAKESHORE & VAN DYKE INTER. PHASE II	93	93	0	0	0	0	0	0	0	0	
C69318	LAKESHORE RD & VAN DYKE INTERSECTION	100	100	0	0	0	0	0	0	0	0	COMPLETED FY 04
C69201	LITHIA PINECREST OVER ALAFIA RIV/S.PRONG	463	463	0	0	0	0	0	0	0	0	
C69113	LUMSDEN RD (PROVIDENCE - PAULS DR)	1,416	1,416	0	0	0	0	0	0	0	0	COMPLETED FY 04

COMMUNITY INVESTMENT TAX - PHASE II
PROJECTS SUMMARY SCHEDULE
(in thousands)

PROJECT NUMBER	PROJECT TITLE	PROJECT	TOTAL							TOTAL		COMMENTS
		COST	PRIOR YRS	FY 08	FY 09	FY 10	FY 11	FY 12	FY 13	FY 08 - FY 13	FUTURE	
C69212	MEMORIAL HWY OVER DICK CREEK	2,512	2,512	0	0	0	0	0	0	0	0	COMPLETED FY 07
C69314	NEIGHBORHOOD TRAFFIC CALMING FY03 (CIT)	325	325		0	0	0	0	0	0	0	COMPLETED FY 03
C69320	NEIGHBORHOOD TRAFFIC CALMING FY04 (CIT)	800	800	0	0	0	0	0	0	0	0	COMPLETED FY 04
C69321	NEIGHBORHOOD TRAFFIC CALMING FY05 (CIT)	800	800	0	0	0	0	0	0	0	0	COMPLETED FY 06
C69322	NEIGHBORHOOD TRAFFIC CALMING FY06 (CIT)	1,705	1,705	0	0	0	0	0	0	0	0	
C69323	NEIGHBORHOOD TRAFFIC CALMING FY07 (CIT)	800	800	0	0	0	0	0	0	0	0	
C69324	NEIGHBORHOOD TRAFFIC CALMING FY08 (CIT)	800	0	800	0	0	0	0	0	800	0	
C69208	OLD BIG BEND OVER BULLFROG CREEK	96	96	0	0	0	0	0	0	0	0	Cancelled FY 03
C69111	PARSONS AVE (SR 60 - OAKFIELD)	1,500	1,500	0	0	0	0	0	0	0	0	COMPLETED FY 04
C69041	PAVEMENT TREATMENT PROGRAM FY 04	3,495	3,495	0	0	0	0			0	0	COMPLETED FY 04
C69042	PAVEMENT TREATMENT PROGRAM FY 05	2,550	2,550	0	0	0	0			0	0	COMPLETED FY 05
C69043	PAVEMENT TREATMENT PROGRAM FY 06	3,032	3,032	0	0	0	0			0	0	COMPLETED FY 07
C69044	PAVEMENT TREATMENT PROGRAM FY 07	3,500	3,500	0	0	0	0			0	0	
C69045	PAVEMENT TREATMENT PROGRAM FY 08	1,650	0	1,650	0	0	0			1,650	0	
C69110	RACE TRACK RD (HILLSBOROUGH - S MOBLEY)	15,000	15,000	0	0	0	0	0	0	0	0	
C69119	RACE TRACK RD CONSTRUCTION (CNTRYWAY-S. MOBLEY)	14,662	14,662	0	0	0	0	0	0	0	0	COMPLETED FY 07
C69118	RACE TRACK RD CONSTRUCTION (DOUGLAS-LINEBAUGH)	6,505	6,505	0	0	0	0	0	0	0	0	
C69121	RACE TRACK RD CONSTRUCTION (HILLS-DOUGLAS)	3,461	961	2,500	0	0	0	0	0	2,500	0	
C69120	RACE TRACK RD CONSTRUCTION (LINEBAUGH-CNTRYWAY)	9,405	9,405	0	0	0	0	0	0	0	0	
C69213	RACE TRACK RD OVER DOUBLE BRANCH CREEK	2	2	0	0	0	0	0	0	0	0	CANCELLED
C69040	ROAD RESURFACING FY 03	1,723	1,723	0	0	0	0	0	0	0	0	COMPLETED FY 03
C69506	SIDEWALK RETROFIT CONST FY07	2,700	2,700	0	0	0	0	0	0	0	0	
C69507	SIDEWALK RETROFIT CONST FY08	1,200	0	1,200	0	0	0	0	0	1,200	0	
C69503	SIDEWALK RETROFIT CONSTRUCTION FY04	1,400	1,400	0	0	0	0	0	0	0	0	COMPLETED FY 04
C69504	SIDEWALK RETROFIT CONSTRUCTION FY05	1,200	1,200	0	0	0	0	0	0	0	0	COMPLETED FY 05
C69505	SIDEWALK RETROFIT CONSTRUCTION FY06	1,483	1,483	0	0	0	0	0	0	0	0	COMPLETED FY 07
C61029	SLIGH AVE EXTENSION/VANDENBURG AIRPORT	28	28	0	0	0	0	0	0	\$0	\$0	COMPLETED FY 07
C61029A	SLIGH AVE EXTENSION/VANDENBURG AIRPORT -- TEE23114	492	492	0	0	0	0	0	0	0	0	
C69203	SOUTH CR 39 OVER ALAFIA RIVER	3,394	3,394	0	0	0	0	0	0	0	0	CANCELLED
C69202	SOUTH CR 39 OVER LTL MANATEE RIVER	2,653	2,653	0	0	0	0	0	0	0	0	COMPLETED FY 07
C69214	SYMMES RD OVER BULLFROG CREEK	2,043	2,043	0	0	0	0	0	0	0	0	COMPLETED FY 05
C69107	TRAFFIC MANAGEMENT CENTER	7,500	7,500	0	0	0	0	0	0	0	0	
C69114	TRANSPORTATION CORRIDOR STUDY (CIT)	794	794	0	0	0	0	0	0	0	0	COMPLETED FY 04
C69421	TRANSPORTATION PRIORITY SDWLKS FY02 CIT2	2,717	2,717	0	0	0	0	0	0	0	0	COMPLETED FY 06
C69117	TWN N CNTRY COMM PLAN PAULA/AMBASSADOR	3,800	3,100	700	0	0	0	0	0	700	0	
C69211	WEBB RD OVER SWEETWATER CREEK/CHANNEL G	1,823	1,823	0	0	0	0	0	0	0	0	COMPLETED FY 05
TOTAL		\$209,728	\$202,078	\$7,650	\$0	\$0	\$0	\$0	\$0	\$7,650	\$0	

**COMMUNITY INVESTMENT TAX - PHASE II
PROJECTS SUMMARY SCHEDULE**
(in thousands)

PROJECT NUMBER	PROJECT TITLE	PROJECT COST	TOTAL PRIOR YRS	FY 08	FY 09	FY 10	FY 11	FY 12	FY 13	TOTAL FY 08 - FY 13	FUTURE	COMMENTS
WATER SERVICES												
C39153	CARROLLWOOD WATER FRANCHISE ACQUISITION	\$3,100	\$3,100	\$0	\$0	\$0	\$0	\$0	\$0	\$0	\$0	COMPLETED FY 04
C39158	FUTURE ACQUISITION OF WATER/WW UTILITY SYS	5,244	4,744	500	0	0	0	0	0	500	0	
C39154	LAKE GRADY WATER SYSTEM	856	856	0	0	0	0	0	0	0	0	COMPLETED FY 04
	TOTAL	\$9,200	\$8,700	\$500	\$0	\$0	\$0	\$0	\$0	\$500	\$0	
	DEBT SERVICE											
	Short Term	\$24,054	\$22,529	\$625	\$900	\$0	\$0	\$0	\$0	\$1,525	\$0	
	Long Term:											
	Jail (a)	18,136	16,972	1,164	0	0	0	0	0	1,164	0	
	Stormwater	14,361	13,223	1,138	0	0	0	0	0	1,138	0	
	Transportation	14,462	13,195	1,267	0	0	0	0	0	1,267	0	
	TOTAL PLANNED EXPENDITURES	\$481,219	\$462,713	\$17,605	\$900	\$0	\$0	\$0	\$0	\$18,505	\$0	
	RESERVES:											
	COST ESCALATION	\$8,007	\$8,007	\$0	\$0	\$0	\$0	\$0	\$0	\$0	\$0	
	RESERVE & ALLOWANCES	15,762	16,738	(167)	(808)	0	0	0	0	(975)	0	
	TOTAL COMMUNITY INVESTMENT TAX PROGRAM PHASE II	\$504,988	\$487,458	\$17,438	\$92	\$0	\$0	\$0	\$0	\$17,530	\$0	

(a) Includes financing for C90405 and C90406.

**COMMUNITY INVESTMENT TAX - PHASE III
SOURCES AND USES SUMMARY
(in thousands)**

	ALL YEARS							TOTAL FY 08 - FY 13	Future (c)	TOTAL CIT III
	BUDGET FY 07 (a)	FY 08	FY 09	FY 10	FY 11	FY 12	FY 13			
SOURCES										
Transfers from Sales Tax Fund	\$0	\$16,413	\$26,130	\$35,511	\$39,727	\$44,166	\$48,852	\$210,798	\$177,871	\$388,669
Transfers from Sales Tax Fd. for Debt Service	0	18,278	29,905	27,708	27,721	27,730	27,721	159,064	83,353	242,416
Total Transfers	0	34,691	56,035	63,219	67,448	71,896	76,572	369,862	261,223	631,085
Debt Proceeds	148,371	169,078	14,494	-1,854	-18,695	-40,120	-48,851	74,052	-137,870	84,554
Total Including Debt Proceeds	148,371	203,769	70,529	61,365	48,753	31,776	27,721	443,914	123,353	715,638
Miscellaneous	1,550	0	0	0	0	0	0	0	0	1,550
Total Sources	\$149,921	\$203,769	\$70,529	\$61,365	\$48,753	\$31,776	\$27,721	\$443,914	\$123,353	\$717,188
USES										
Govt. Facilities	\$37,175	\$47,305	\$2,733	\$60	\$0	\$0	\$0	\$50,098	\$0	\$87,273
Libraries	0	2,000	0	0	0	0	0	2,000	0	2,000
Parks	19,445	887	492	2,063	1,681	0	0	5,123	0	24,568
Stormwater	11,758	15,476	12,588	11,758	8,375	3,046	0	51,243	0	63,001
Transportation	72,514	109,823	20,011	15,376	7,876	0	0	153,086	0	225,600
Water Services	6,500	0	0	0	0	0	0	0	0	6,500
Subtotal	147,392	175,491	35,824	29,257	17,932	3,046	0	261,550	0	408,942
Debt Service: (b)										
Short Term	0	5,937	8,906	0	0	0	0	14,843	0	14,843
Jail	0	2,328	3,494	3,512	3,513	3,513	3,513	19,873	10,527	30,400
Stormwater	0	2,276	3,420	3,508	3,513	3,513	3,513	19,743	10,611	30,355
Transportation	0	2,533	3,807	3,893	3,901	3,910	3,901	21,945	11,833	33,778
Estimated Debt Service (CIT II and III Projects)	0	5,204	10,279	16,794	16,794	16,794	16,794	82,659	50,382	133,041
Reserves	2,530	10,000	4,800	4,400	3,100	1,000	0	23,300	40,000	65,830
Total Uses	\$149,921	\$203,769	\$70,529	\$61,365	\$48,753	\$31,776	\$27,721	\$443,913	\$123,353	\$717,188

(a) As of 08/31/07

(b) FY 08 reflects 8 months of debt service only.

(c) FY 14 - FY16

COMMUNITY INVESTMENT TAX - PHASE III PROJECTS SUMMARY SCHEDULE

PROJECT NUMBER	PROJECT TITLE	TOTAL EST COST	TOTAL PRIOR YRS	FY 08	FY 09	FY 10	FY 11	FY 12	FY 13	TOTAL FY 08 - FY 13	FUTURE	COMMENTS
GOVERNMENT FACILITIES												
C77721	CHILDREN'S SVCS CAMPUS ENHANCEMENTS	\$4,000	\$350	\$3,020	\$620	\$10	\$0	\$0	\$0	\$3,650	\$0	
C79136	E CNTY COURT REDEVELOP/REGIONAL SVC CNTR	11,800	0	11,800	0	0	0	0	0	11,800	0	
C70058	FALKENBURG RD JAIL EXPANSION PH VI	31,700	31,700	0	0	0	0	0	0	0	0	
C79143	FALKENBURG RD JAIL EXPANSION PH VII	34,300	2,675	30,550	1,050	25	0	0	0	31,625	0	
C79142	LOWRY PARK ZOO CAPITAL CONTR	3,823	2,000	1,823	0	0	0	0	0	1,823	0	
C79145	STATE ATTORNEY BRIDGE	1,200	0	112	1,063	25	0	0	0	1,200	0	
C79144	USF GENERATOR	450	450	0	0	0	0	0	0	0	0	
	TOTAL	\$87,273	\$37,175	\$47,305	\$2,733	\$60	\$0	\$0	\$0	\$50,098	\$0	
LIBRARIES												
70080	UNIVERSITY AREA PARTNERSHIP LIBRARY	\$2,000	\$0	\$2,000	\$0	\$0	\$0	\$0	\$0	\$2,000	\$0	
	TOTAL	\$2,000	\$0	\$2,000	\$0	\$0	\$0	\$0	\$0	\$2,000	\$0	
PARKS												
C80325	APOLLO BEACH NATURE PARK RESTROOMS	\$100	\$100	\$0	\$0	\$0	\$0	\$0	\$0	\$0	\$0	
C80327	CARROLLWOOD CULTURAL CNTR LAND ACQ	920	920	0	0	0	0	0	0	0	0	
C80328	CARROLLWOOD WWTP SURPLUS LAND ACQ	450	450	0	0	0	0	0	0	0	0	
C89107	FISH HAWK SPORTS COMPLEX	5,350	5,350	0	0	0	0	0	0	0	0	
C80314	FLATWOODS PARK CAMPGROUND IMP	275	275	0	0	0	0	0	0	0	0	
C80172	JACKSON SPRGS PK RENOV/ADA COMPLIANCE	280	280	0	0	0	0	0	0	0	0	
C80173	KENLY PARK RENOV/ADA COMPLIANCE	275	275	0	0	0	0	0	0	0	0	
C80326	NW RECREATION CORRIDOR MAINT BLDG	335	335	0	0	0	0	0	0	0	0	
C89098	OLD FORT KING TRAIL	102	102	0	0	0	0	0	0	0	0	
C80315	OSCAR COOLER SOCCER COMPLEX CONST	3,703	3,703	0	0	0	0	0	0	0	0	
C80330	S COUNTY RECREATIONAL CORRIDOR PLAN	200	200	0	0	0	0	0	0	0	0	
C89004	SOUTH COAST GREENWAY PH III PD&E/CONST	2,237	0	113	453	65	1,606	0	0	2,237	0	
C89003	SOUTH COAST GREENWAY PH I-PD&E/CONST	2,487	75	300	39	1,998	75	0	0	2,412	0	
C80317	SPRINGHEAD COMMUNITY CNTR ADDITION	750	750	0	0	0	0	0	0	0	0	
C80329	TOWN N'COUNTRY GREENWAY CONNECTION	574	100	474	0	0	0	0	0	474	0	
C80647	UPPER TAMPA BAY TRAIL PH III	27	27	0	0	0	0	0	0	0	0	
C80333	UTBT CHANNEL PRK TRAILHEAD ADD STORAGE	276	276	0	0	0	0	0	0	0	0	
C80313	VETERANS MEMORIAL PRK ADD LAND ACQ	285	285	0	0	0	0	0	0	0	0	
C80323	WATERSET SPORTS COMPLEX LAND ACQ	2,900	2,900	0	0	0	0	0	0	0	0	
C80324	WATERSET SPORTS COMPLEX PD&E	596	596	0	0	0	0	0	0	0	0	
C89307	WILLIAM OWENS PASS PARK	2,446	2,446	0	0	0	0	0	0	0	0	
	TOTAL	\$24,568	\$19,445	\$887	\$492	\$2,063	\$1,681	\$0	\$0	\$5,123	\$0	
STORMWATER												
C46146	122ND AV/17TH ST E POND/DUCK POND W	\$687	\$0	\$5	\$682	\$0	\$0	\$0	\$0	\$687	\$0	
C46016	131ST AVE/22ND ST DRAINAGE IMP	257	0	257	0	0	0	0	0	257	0	

**COMMUNITY INVESTMENT TAX - PHASE III
PROJECTS SUMMARY SCHEDULE**

PROJECT NUMBER	PROJECT TITLE	TOTAL EST COST	TOTAL PRIOR YRS	FY 08	FY 09	FY 10	FY 11	FY 12	FY 13	TOTAL FY 08 - FY 13	FUTURE	COMMENTS
C46032	13TH ST NE DRAINAGE IMPROVEMENTS (a)	0	123	(123)	0	0	0	0	0	(123)	0	
C46017	24TH ST SE DRAINAGE IMP (b)	0	76	(76)	0	0	0	0	0	(76)	0	
C46015	26TH ST DITCH LINING REPAIR (c)	0	285	(285)	0	0	0	0	0	(285)	0	
C46029	ALAFIA ST & HANNAWAY DR DRAINAGE IMP (b)	0	170	(170)	0	0	0	0	0	(170)	0	
C46000A	ALLOC FUNDS STORMWATER PROJECTS GRANTS	1,708	1,708	0	0	0	0	0	0	0	0	
C46003	APRIL LN DRAINAGE IMP (b)	0	12	(12)	0	0	0	0	0	(12)	0	
C46027	ARMENIA AVE & ARMENIA COURT DRAIN IMP (b)	0	150	(150)	0	0	0	0	0	(150)	0	
C46010	AUTUMN LEAF (a)	0	115	(115)	0	0	0	0	0	(115)	0	
C46028	BOBCAT TRAIL DRAINAGE IMPROVEMENTS (b)	0	20	(20)	0	0	0	0	0	(20)	0	
C46200	CIT PHASE III STORMWATER PROG	15,662	0	5,220	5,220	5,222	0	0	0	15,662	0	
C47339	CULVERT REPLACEMENT-CNTYWIDE FY07	2,000	2,000	0	0	0	0	0	0	0	0	COMPLETED FY 07
C47097A	DUCK POND DRAINAGE IMPROVEMENT	2,100	2,100	0	0	0	0	0	0	0	0	
C46030	E MORGAN ST @ PARSONS AVE IMP (a)	0	880	(880)	0	0	0	0	0	(880)	0	
C46001	EL RANCHO DR FLOODING @ 1014 CROSS DRAIN (b)	0	8	(8)	0	0	0	0	0	(8)	0	
C46033	ENGLISH ROAD DRAINAGE IMP (c)	0	233	(233)	0	0	0	0	0	(233)	0	
C46007	GALLAGHER ROAD DRAINAGE IMP (b)	0	8	(8)	0	0	0	0	0	(8)	0	
C46006	GRADY AVE STORM DRAIN REHAB (a)	0	35	(35)	0	0	0	0	0	(35)	0	
C46014	HIMES AVE & KIRBY ST DRAIN IMP PH III (c)	0	200	(200)	0	0	0	0	0	(200)	0	
C46025	HIMES AVE & KIRBY ST DRAIN IMP PH IV (c)	0	138	(138)	0	0	0	0	0	(138)	0	
C46024	HIMES AVE/KIRBY ST DRAIN IMP PH V (c)	0	60	(60)	0	0	0	0	0	(60)	0	
C46004	JEFFERSON RD DRAINAGE IMP (b)	0	32	(32)	0	0	0	0	0	(32)	0	
C46034	KINGSWAY & EUCLID DRAINAGE IMP (b)	0	128	(128)	0	0	0	0	0	(128)	0	
C46008	LAKE MEADE WATER QUALITY IMP (c)	0	12	(12)	0	0	0	0	0	(12)	0	
C46022	LIVINGSTON AVE & 151ST AVE DRAIN IMP (a)	0	140	(140)	0	0	0	0	0	(140)	0	
C46132	MAJOR NEIGHBORHOOD DRAINAGE IMP FY08-FY13	9,927	0	4,498	1,514	796	2,549	570	0	9,927	0	
C46011	MANATEE DRIVE OUTFALL (b)	0	214	(214)	0	0	0	0	0	(214)	0	
C46131	MINOR NEIGHBORHOOD DRAINAGE IMP FY08-FY13	21,359	0	5,589	3,816	4,757	5,151	2,046	0	21,359	0	
C46038	NESMITH ROAD DRAINAGE IMP (b)	0	331	(331)	0	0	0	0	0	(331)	0	
C46009	NOREAST LAKE BYPASS (c)	0	465	(465)	0	0	0	0	0	(465)	0	
C46035	NORTH ROME AVE DRAINAGE IMP PH II (b)	0	30	(30)	0	0	0	0	0	(30)	0	
C46019	NORTH WILDER RD DRAINAGE IMP (b)	0	70	(70)	0	0	0	0	0	(70)	0	
C46013	OTTO RD DRAINAGE IMPROVEMENTS (a)	0	18	(18)	0	0	0	0	0	(18)	0	
C46023	REYNOLDSWOOD DR DRAINAGE IMP (b)	0	30	(30)	0	0	0	0	0	(30)	0	
C46020	ROLLING OAKS LANE CULVERT REPL (b)	0	120	(120)	0	0	0	0	0	(120)	0	
C46026	SAND POND DRAINAGE SYSTEM IMP (c)	0	350	(350)	0	0	0	0	0	(350)	0	
C46036	SINCLAIR HILLS RD & 13TH ST DRAIN IMP (a)	0	446	(446)	0	0	0	0	0	(446)	0	
C46031	TANNER RD DRAINAGE IMPROVEMENTS (b)	0	154	(154)	0	0	0	0	0	(154)	0	
C46037	TRAPNELL @ RAY ANN/NESMITH DRAIN IMP (b)	0	482	(482)	0	0	0	0	0	(482)	0	
C46039	VALRICO FOREST SUBDIV DRAINAGE IMP (a)	0	265	(265)	0	0	0	0	0	(265)	0	
C46134	WATER QUALITY IMP & ENV. PROGRAM FY08-FY13	9,301	0	5,857	1,356	983	675	430	0	9,301	0	
C46002	WILDER RD @ SAM ALLEN DRAINAGE IMP (b)	0	80	(80)	0	0	0	0	0	(80)	0	
C46018	YOCAM AVE DRAINAGE IMP (b)	0	70	(70)	0	0	0	0	0	(70)	0	
TOTAL		\$63,000	\$11,758	\$15,476	\$12,588	\$11,758	\$8,375	\$3,046	\$0	\$51,243	\$0	

**COMMUNITY INVESTMENT TAX - PHASE III
PROJECTS SUMMARY SCHEDULE**

PROJECT NUMBER	PROJECT TITLE	TOTAL EST COST	TOTAL PRIOR YRS	FY 08	FY 09	FY 10	FY 11	FY 12	FY 13	TOTAL FY 08 - FY 13	FUTURE	COMMENTS
C69121	RACETRACK RD CONST PH4(HILLSB-DOUGLAS)	160	0	0	160	0	0	0	0	160	0	
C69126	SCHOOL SAFETY CIRCULATION/ACCESS PROGRAM	7,500	788	6,712	0	0	0	0	0	6,712	0	
C64036	SIDEWALK ADA RETROFIT	900	0	0	350	350	200	0	0	900	0	
C64034	SIDEWALK ADA RETROFIT FY07	300	300	0	0	0	0	0	0	0	0	
C64035	SIDEWALK ADA RETROFIT FY08	300	0	300	0	0	0	0	0	300	0	
C69508	SIDEWALK RETROFIT CONST	2,500	0	0	900	800	800	0	0	2,500	0	
C69506	SIDEWALK RETROFIT CONST FY07	300	300	0	0	0	0	0	0	0	0	
C69507	SIDEWALK RETROFIT CONST FY08	200	0	200	0	0	0	0	0	200	0	
C69203	SOUTH CR 39 OVER ALAFIA RIVER	3,007	3,007	0	0	0	0	0	0	0	0	
C69202	SOUTH CR 39 OVER LTL MANATEE RIVER	383	383	0	0	0	0	0	0	0	0	COMPLETED FY 07
C69224	TPA BAY/CST BSN WETLND MIT FOR BRDG RPL	436	436	0	0	0	0	0	0	0	0	COMPLETED FY 07
C69000	TRANSPORTATION COST ESCALATION CIT FUNDS	4,000	4,000	0	0	0	0	0	0	0	0	
TOTAL		\$225,600	\$72,514	\$109,823	\$20,011	\$15,376	\$7,876	\$0	\$0	\$153,086	\$0	
WATER SERVICES												
C31958	CAUSEWAY BLVD JPA-WATER/SEWER LINE EXT	\$6,500	\$6,500	\$0	\$0	\$0	\$0	\$0	\$0	\$0	\$0	
TOTAL PLANNED EXPENDITURES		\$408,942	\$147,392	\$175,491	\$35,824	\$29,257	\$17,932	\$3,046	\$0	\$261,550	\$0	
DEBT SERVICE												
	Short Term	\$14,843	\$0	\$5,937	\$8,906	\$0	\$0	\$0	\$0	\$14,843	\$0	
	Long Term:											
	Jail (d)	30,400	0	2,328	3,494	3,512	3,513	3,513	3,513	19,873	\$10,527	
	Stormwater	30,355	0	2,276	3,420	3,508	3,513	3,513	3,513	19,743	10,611	
	Transportation	33,778	0	2,533	3,807	3,893	3,901	3,910	3,901	21,945	11,833	
RESERVE & ALLOWANCES		\$198,871	\$2,530	\$15,204	\$15,079	\$21,194	\$19,894	\$17,794	\$16,794	\$105,959	\$90,382	
TOTAL COMMUNITY INVESTMENT TAX PHASE III		\$717,188	\$149,921	\$203,769	\$70,529	\$61,365	\$48,753	\$31,776	\$27,721	\$443,913	\$123,353	

- (a) Project consolidated under project number 46132.
- (b) Project consolidated under project number 46131.
- (c) Project consolidated under project number 46134.
- (d) Includes financing for C90405 and C90406.

COMMUNITY INVESTMENT TAX - PHASE III
TRANSPORTATION TASK FORCE (TTF) PROJECTS
SOURCES AND USES SUMMARY (in thousands)
AS AMENDED OCTOBER 17, 2007

	ALL YEARS BUDGET FY 07	FY 08	FY 09	FY 10	FY 11	FY 12	FY 13	TOTAL FY 08 - FY 13	Future	TOTAL TTF CIT III
<u>SOURCES</u>										
Debt Proceeds:										
Bonds	\$0	\$100,587	\$99,413	\$0	\$0	\$0	\$0	\$200,000	\$0	\$200,000
Commercial Paper Program	0	0	22,005	237,522	40,473	0	0	300,000		300,000
Total Sources	<u>\$0</u>	<u>\$100,587</u>	<u>\$121,418</u>	<u>\$237,522</u>	<u>\$40,473</u>	<u>\$0</u>	<u>\$0</u>	<u>\$500,000</u>	<u>\$0</u>	<u>\$500,000</u>
										0
<u>USES</u>										
Transportation	\$0	\$100,587	\$110,798	\$237,522	\$40,473	\$0	\$0	\$489,380	\$0	\$489,380
Reserves	0	0	10,620	0	0	0	0	10,620	0	10,620
Total Uses	<u>\$0</u>	<u>\$100,587</u>	<u>\$121,418</u>	<u>\$237,522</u>	<u>\$40,473</u>	<u>\$0</u>	<u>\$0</u>	<u>\$500,000</u>	<u>\$0</u>	<u>\$500,000</u>

**COMMUNITY INVESTMENT TAX - PHASE III
TRANSPORTATION TASK FORCE (TTF)
PROJECTS SUMMARY SCHEDULE (in thousands)
AS AMENDED OCTOBER 17, 2007**

PROJECT NUMBER	PROJECT TITLE	TOTAL EST COST	TOTAL PRIOR YRS	FY 08	FY 09	FY 10	FY 11	FY 12	FY 13	TOTAL FY 08 - FY 13	FUTURE	COMMENTS
	TRANSPORTATION											
C69602	ADV TRAFFIC MGMT SYST IMP -TTF	\$18,000	\$0	\$18,000	\$0	\$0	\$0	\$0	\$0	\$18,000	\$0	
C69610	40TH ST CORRIDOR ENHANCE PROJ SEG A	1,500	0	1,500	0	0	0	0	0	1,500	0	
C69621	40TH ST CORRIDOR ENHANCE PROJ SEG C	1,500	0	1,500	0	0	0	0	0	1,500	0	
C69612	ARBOR ISLAND EXT TO FUTURE TELECOM EXT	300	0	45	255	0	0	0	0	300	0	
C61134	CITRUS PARK EXTENSION	56,000	0	0	0	56,000	0	0	0	56,000	0	
C69607	CR 579/I-4 TO SLIGH AVE IMP	2,780	0	339	300	2,059	82	0	0	2,780	0	
C61058	CROSS CREEK WIDENING PH II	3,000	0	0	0	3,000	0	0	0	3,000	0	
C69606	FLETCHER AVE/I-275 TO I-75 PD&E	4,000	0	4,000	0	0	0	0	0	4,000	0	
C69127	GORNT0 LK RD EXT(BRANDON TWN-CTR-SR 60)	4,000	0	4,000	0	0	0	0	0	4,000	0	
C69616	HART PARK & RIDE - BRANDON	2,250	0	1,350	900	0	0	0	0	2,250	0	
C69617	HART PARK & RIDE - FLETCHER AVE	1,750	0	900	850	0	0	0	0	1,750	0	
C69615	HARTLINE - N EAST HILLSB TO WESTSHORE BRT IMPROVEMENTS	3,000	0	3,000	0	0	0	0	0	3,000	0	
C69618	HARTLINE I-75 / NORTH TO SOUTH CORRIDOR BRT IMPROVEMENTS	31,000	0	3,000	8,000	20,000	0	0	0	31,000	0	
C69619	HARTLINE TRANSIT SIGNALS	2,000	0	225	1,775	0	0	0	0	2,000	0	
C69600	INTERSECTION IMPROVEMENT PRGM -TTF	160,000	0	18,828	46,763	60,816	33,593	0	0	160,000	0	
C69604	LINEBAUGH / RACE TRACK RD TO COUNTRYWAY	16,900	0	2,295	1,000	13,605	0	0	0	16,900	0	
C69125	LITHIA PINECREST(SR 60 TO HWY 39)	11,100	0	0	0	11,100	0	0	0	11,100	0	
C61052	LUTZ LAKE FERN RD(SUNCOAST PKWY-D'MABRY)	41,000	0	0	41,000	0	0	0	0	41,000	0	
C69614	MEDULLA RD EXTENSION LAND & DESIGN	800	0	120	680	0	0	0	0	800	0	
C69601	NEW & IMPROVED SIGNALIZATION PRGM - TTF	15,000	0	15,000	0	0	0	0	0	15,000	0	
C69609	NEW TAMPA BLVD BRIDGE AT I-75 CONST	4,000	0	4,000	0	0	0	0	0	4,000	0	
C69605	OLD MEMORIAL HWY /HILLS TO MONTAGUE AVE	13,700	0	1,685	1,000	10,217	798	0	0	13,700	0	
C69111	PARSONS AVE (SR 60 - OAKFIELD)	8,000	0	8,000	0	0	0	0	0	8,000	0	
C69620	RIGHT-OF-WAY ACQUISITION -TTF	30,000	0	10,000	6,000	8,000	6,000	0	0	30,000	0	
C69611	TELECOM PKWY EXT TO M. BRIDGE RD CONST	1,500	0	225	1,275	0	0	0	0	1,500	0	
C69613	TRAPNELL RD EXT - PLANT CITY	4,500	0	775	1,000	2,725	0	0	0	4,500	0	
C69603	US 301-BALM RD TO SR 674 CONST	50,000	0	0	0	50,000	0	0	0	50,000	0	
C69608	VAN DYKE RD/TOBACCO RD TO D'MABRY PD&E	1,800	0	1,800	0	0	0	0	0	1,800	0	
	TOTAL	\$489,380	\$0	\$100,587	\$110,798	\$237,522	\$40,473	\$0	\$0	\$489,380	\$0	
	RESERVE & ALLOWANCES	\$10,620	\$0	\$0	\$10,620	\$0	\$0	\$0	\$0	\$10,620	\$0	
	TOTAL COMMUNITY INVESTMENT TAX PHASE III (TTF)	\$500,000	\$0	\$100,587	\$121,418	\$237,522	\$40,473	\$0	\$0	\$500,000	\$0	