

BUDGET SOURCES AND USES OF FUNDS

SOURCES	FY 04 Actual	FY 05 Adopted	FY 06 Adopted	FY 07 Planned
Fund Balance Begin Of Year	\$598.3	\$553.3	\$585.9	\$580.7
Revenue:				
Ad Valorem Taxes	531.9	612.2	702.2	760.2
Other Taxes	236.7	250.8	275.8	286.2
Licenses And Permits	18.6	17.9	22.0	22.5
Intergovernmental Revenue	226.9	215.6	228.6	233.8
Charges For Services	436.0	429.7	472.0	493.0
Fines And Forfeits	5.0	2.4	3.8	3.9
Misc. Revenue (includes interest)	<u>94.3</u>	<u>97.5</u>	<u>93.4</u>	<u>91.6</u>
Total Revenue	1,549.4	1,626.2	1,797.8	1,891.2
Transfers	751.3	757.7	879.1	876.8
Other Non-Revenues	298.2	64.7	244.7	269.6
Less 5% Required By Law	<u>0.0</u>	<u>(51.7)</u>	<u>(57.8)</u>	<u>(61.3)</u>
TOTAL AVAILABLE	\$3,197.2	\$2,950.2	\$3,449.8	\$3,557.0
USES				
Operating Budget:				
Compensation	\$569.8	\$606.6	\$666.3	\$719.2
Operating Expenses	683.3	718.4	787.1	824.4
Equipment	<u>50.7</u>	<u>58.5</u>	<u>75.7</u>	<u>62.0</u>
Total Operating Budget	1,303.7	1,383.5	1,529.2	1,605.5
Capital Budget (net of reserves)	150.8	262.2	334.5	261.8
Debt Service	313.0	98.8	167.2	204.4
Transfers	751.3	757.7	879.1	876.8
Reserves and Refunds:				
Operating	2.3	430.2	532.9	568.9
Capital	0.0	<u>(19.9)</u>	<u>(19.4)</u>	12.7
Debt	<u>0.0</u>	<u>37.7</u>	<u>26.3</u>	<u>26.9</u>
Total Reserves and Refunds	2.3	447.9	539.8	608.6
TOTAL USES	\$2,521.1	\$2,950.2	\$3,449.8	\$3,557.0

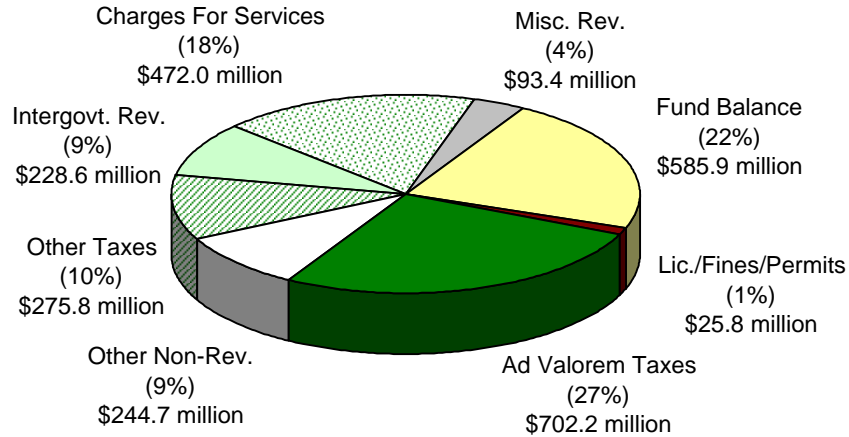
Detail may not add to totals because of rounding.

Amounts expressed in millions of dollars, rounded to the nearest one hundred thousand.

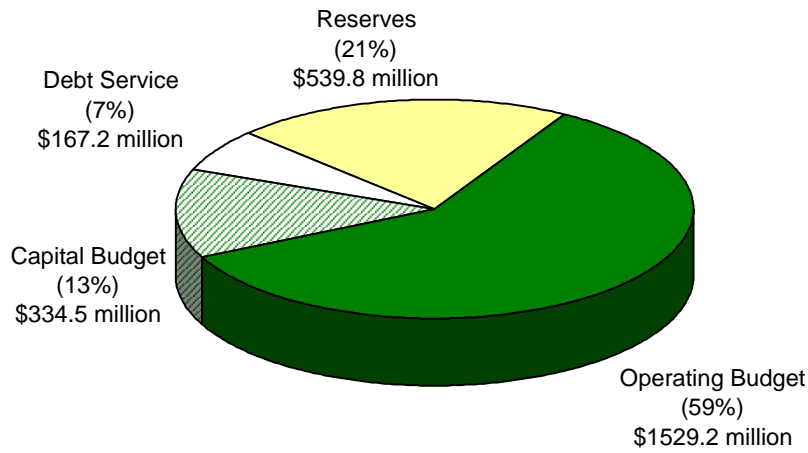
Note: In FY 00 the County implemented an all years budget process for capital projects. This means that beginning in FY 00 the current year's budget will only reflect changes in funding, such as additional funds being added to a project budget or unneeded funds being subtracted. Prior year funding will remain with the project until completion and will not need to be reappropriated every year.

BUDGET SOURCES AND USES OF FUNDS

WHERE THE MONEY COMES FROM (SOURCES) FY 06 - ALL FUNDS



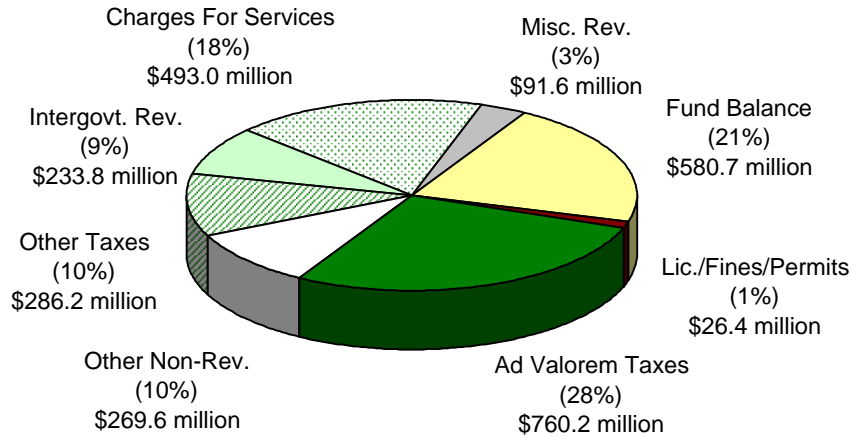
WHERE THE MONEY GOES (USES) FY 06 - ALL FUNDS



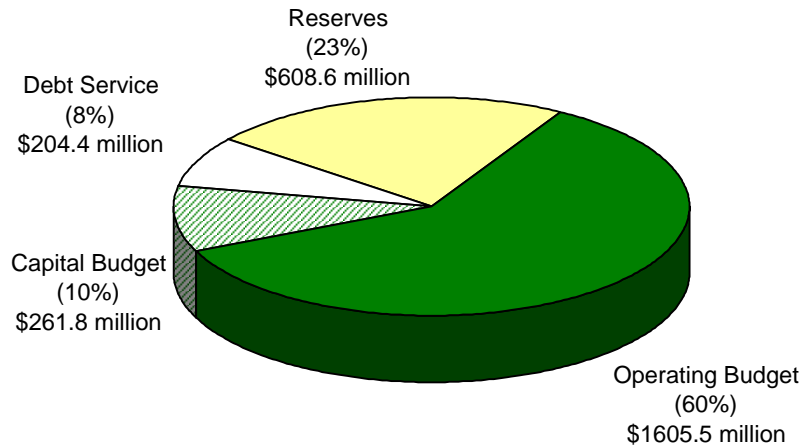
Note: Sources and Uses shown above exclude \$879.1 million in Transfers In and Transfers Out, respectively. With the exception of Fund Balance, Other-Non-Revenues, and Transfers In, many of the other revenues are subject to a statutory 5% reduction. That is, only 95% of anticipated revenue may be budgeted. As the reduction may only apply to selected revenues in any category, the numbers in this chart have not been reduced. Totals may not add up to 100% due to rounding.

BUDGET SOURCES AND USES OF FUNDS

WHERE THE MONEY COMES FROM (SOURCES) FY 07 - ALL FUNDS



WHERE THE MONEY GOES (USES) FY 07 - ALL FUNDS



Note: Sources and Uses shown above exclude \$876.8 million in Transfers In and Transfers Out, respectively. With the exception of Fund Balance, Other-Non-Revenues, and Transfers In, many of the other revenues are subject to a statutory 5% reduction. That is, only 95% of anticipated revenue may be budgeted. As the reduction may only apply to selected revenues in any category, the numbers in this chart have not been reduced. Totals may not add up to 100% due to rounding.