

## Hillsborough County Animal Services

### Changes in Animal Services Statistics Over the Last Five Years And Also in the Last 12-Months

Statistical Comparison of the Latest 12 Months Versus the Previous 12 Months	FY2005 Oct. 1, 2004 to Sep.30, 2005	Oct 1, 2008 to Sept 30, 2009 Data	Oct 1, 2009 to Sept 30, 2010 Data	% Change in Last 12-months	% Change Since FY05	Number Change Since FY05
<b>Impoundments</b>						
Dogs Impounded	14,899	10,993	9,907	-10%	-34%	-4,992
Cats Impounded	19,586	15,973	12,915	-19%	-34%	-6,671
<b>Total Dogs and Cats Impounded</b>	<b>34,485</b>	<b>26,966</b>	<b>22,822</b>	<b>-15%</b>	<b>-34%</b>	<b>-11,663</b>
Total Other Species Impoundments	1,606	1,475	876	-41%	-45%	-730
<b>Total Impoundments</b>	<b>36,091</b>	<b>28,441</b>	<b>23,698</b>	<b>-17%</b>	<b>-34%</b>	<b>-12,393</b>
<b>Dispositions</b>						
Adoptions and Transfers	2,937	6,274	5,579	-11%	90%	2,642
Redemptions	1,827	1,656	1,422	-14%	-22%	-405
Euthanized	29,872	19,837	16,326	-18%	-45%	-13,546
Other Dispositions	1,417	32	101	216%	-93%	-1,316
<b>Total Dispositions</b>	<b>36,053</b>	<b>27,799</b>	<b>23,428</b>	<b>-16%</b>	<b>-35%</b>	<b>-12,625</b>
<b>Rabies Registrations and Licensing</b>						
Tags Sold-Veterinarians	144,076	125,753	124,494	-1%	-14%	-19,582
Tags Sold-HCAS	15,682	21,278	17,055	-20%	9%	1,373
<b>Total Tags Sold</b>	<b>159,758</b>	<b>147,031</b>	<b>141,549</b>	<b>-4%</b>	<b>-11%</b>	<b>-18,209</b>
<b>Enforcement Actions</b>						
Courtesy Notices Issued	7,299	5,463	3,076	-44%	-58%	-4,223
Official Notices Issued	151	195	147	-25%	-3%	-4
Civil Citations Issued	5,244	6,084	3,824	-37%	-27%	-1,420
Violations Cited	5,244	9,747	10,432	7%	99%	5,188
Calls Responded	37,550	30,860	22,993	-25%	-39%	-14,557
Shelter Visitors	51,739	88,460	63,545	-28%	23%	11,806
Phone Inquiries (Avg. Daily)	388	368	313	-15%	-19%	-75
<b>Pet Overpopulation Efforts</b>						
S & N Vouchers Sent Out	3,704	9,541	13,933	46%	276%	10,229
Vouchers Redeemed	2,261	5,798	8,863	53%	292%	6,602

*Note: Minor variances in data reports are normal and stabilize over time. Variances result from closing or correcting records after the first of the month. These minor variances do not affect the overall trends conveyed in the reports. Corrections include: updating incorrect or missing outcome types or dates, removing duplicate records, and correcting user input errors discovered in routine data audits conducted by shelter supervisors and administrative staff.*

*\*Procedures in FY05 dictated individual citations to be written for each violation. Changes in procedures over the last several years now allow for multiple violations to be written per citation.*

/GROUPS/STATS/10/Sept/FY10 Sept.xls

## Hillsborough County Animal Services

### Calendar Year Statistical Status Resulting From Operations

Statistical Comparison of the Latest 12 Months Versus the Previous 12 Months	Oct 1, 2008 to Sept 30, 2009 Data	Oct 1, 2009 to Sept 30, 2010 Data	% Change	Oct 1, 2009 to Sept 30, 2010 Data As % of Total
<b>Impoundments</b>				
Dogs Impounded	10993	9907	-9.9%	41.8%
Cats Impounded	15973	12915	-19.1%	54.5%
Total Dogs and Cats Impounded	26966	22822	-15.4%	96.3%
Total Other Species Impoundments	1475	876	-40.6%	3.7%
Total Impoundments	28441	23698	-16.7%	100.00%
<b>Dispositions</b>				
Adoptions and Transfers	6274	5579	-11.1%	23.5%
Redemptions	1656	1422	-14.1%	6.0%
Euthanized	19837	16326	-17.7%	68.8%
Other Dispositions	212	401	89.2%	1.7%
Total Dispositions	27979	23728	-15.2%	100.0%
<b>Rabies Registrations and Licensing</b>				
Tags Sold-Veterinarians	125753	124494	-1.0%	88.0%
Tags Sold-HCAS	21278	17055	-19.8%	12.0%
Total Tags Sold	147031	141549	-3.7%	100.0%
<b>Enforcement Actions</b>				
Courtesy Notices Issued	5463	3076	-43.7%	N/A
Official Notices Issued	195	147	-24.6%	N/A
Civil Citations Issued	6084	3824	-37.1%	N/A
Calls Responded	30860	22993	-25.5%	N/A
Shelter Visitors	88460	63545	-28.2%	N/A
Phone Inquiries (Avg. Daily)	368	313	-15.0%	N/A
<b>Pet Overpopulation Efforts</b>				
S & N Vouchers Sent Out	9541	13933	46.0%	N/A
Vouchers Redeemed	5798	8863	52.9%	63.6%

/GROUPS/STATS/10/Sept/FY10 Sept.xls

**Note:** Minor variances in data reports are normal and stabilize over time. Variances result from closing or correcting records after the first of the month. These minor variances do not affect the overall trends conveyed in the reports. Corrections include: updating incorrect or missing outcome types or dates, removing duplicate records, and correcting user input errors discovered in routine data audits conducted by shelter supervisors and administrative staff.

Hillsborough County Animal Services

PREVIOUS 12 MONTH STATISTICS (Oct 1, 2008 to Sept 30, 2009)

SUMMARY PG.	Oct-08	Nov-08	Dec-08	Jan-09	Feb-09	Mar-09	Apr-09	May-09	Jun-09	Jul-09	Aug-09	Sep-09	TOTALS
<b>IMPOUNDS</b>													
Dogs Impounded	872	855	894	869	758	874	944	856	1146	1013	984	928	10993
Cats Impounded	1665	1269	978	920	838	1099	1326	1732	1827	1491	1441	1387	15973
Total Dogs and Cats Imp.	2537	2124	1872	1789	1596	1973	2270	2588	2973	2504	2425	2315	26966
Other Impounded	83	71	77	297	116	144	221	123	105	103	67	68	1475
Total Impounded	2620	2195	1949	2086	1712	2117	2491	2711	3078	2607	2492	2383	28441
BT/Total Impounds %	41.7%	42.7%	43.1%	37.2%	36.4%	40.1%	40.7%	50.8%	50.8%	50.7%	48.8%	47.5%	44.2%
Owner Surrendered	368	283	282	296	271	417	475	368	502	479	371	374	4486
OS/Total Impounds %	14.0%	12.9%	14.5%	14.2%	15.8%	19.7%	19.1%	13.6%	16.3%	18.4%	14.9%	15.7%	15.8%
<b>ADOPTIONS &amp; TRANSFERS</b>													
Total Adopted & Transferred	399	431	408	532	644	547	626	468	581	526	533	579	6274
Dogs Adopted	149	166	137	200	189	202	212	135	199	203	172	161	2125
Cats Adopted	76	95	86	86	68	84	62	52	125	103	87	93	1017
Other Adopted	16	6	9	1	7	8	34	12	13	13	4	3	126
Totals Adopted	241	267	232	287	264	294	308	199	337	319	263	257	3268
Dogs Transferred	124	129	147	189	149	160	205	157	200	134	172	170	1936
Cats Transferred	29	35	27	49	76	84	95	70	31	64	86	147	793
Others Transferred	5	0	2	7	155	9	18	42	13	9	12	5	277
Transfers Total	158	164	176	245	380	253	318	269	244	207	270	322	3006
<b>EUTHANIZED</b>													
Dogs Euthanized	485	374	398	375	346	373	422	421	512	565	522	495	5288
Cats Euthanized	1484	1151	890	753	701	832	1129	1500	1619	1250	1233	1135	13677
Other Species Euthanized	55	56	55	110	93	102	148	69	61	50	38	35	872
Total Euthanized	2024	1581	1343	1238	1140	1307	1699	1990	2192	1865	1793	1665	19837
<b>REDEMPTIONS</b>													
Dogs Redeemed	138	122	134	138	114	104	126	120	132	98	118	100	1444
Cats Redeemed	39	20	10	15	21	14	18	15	10	4	7	7	180
Others Redeemed	12	0	0	2	0	2	6	1	0	5	2	2	32
Total Redeemed	189	142	144	155	135	120	150	136	142	107	127	109	1656
<b>OTHER DISPOSITIONS</b>													
Total D.O.A.	39	44	30	53	32	69	73	63	67	59	39	39	607
Total Other Disp.	12	5	14	0	5	1	1	1	0	0	8	1	48
<b>RABIES TAGS</b>													
Vet Tags Sold	5439	7315	8677	9028	10337	12022	11307	11973	12398	13383	13286	10588	125753
HCAS Tags Sold	1185	1244	1454	1717	1545	2660	1881	1820	1977	1848	1651	2296	21278
Total Tags Sold	6624	8559	10131	10745	11882	14682	13188	13793	14375	15231	14937	12884	147031
Total Intact Tags	986	1231	1605	1747	1919	2530	2071	2049	2042	2288	2145	2131	22744
Total Sterile Tags	5313	6877	8059	8272	9475	11449	10479	11258	11668	12335	11993	9890	117068
Other Tags Sold	325	451	467	726	488	703	638	486	665	608	799	863	7219
<b>DEPT. ACTIONS</b>													
Civil Citations Issued	532	488	488	485	532	636	506	463	559	497	467	431	6084
Violations Cited	810	790	740	781	809	981	788	730	807	827	714	970	9747
Official Notice Iss.	11	20	9	17	21	20	17	13	27	8	20	12	195
Courtesy Notice Iss.	505	431	462	539	498	553	542	461	389	341	350	392	5463
Calls Responded	2830	2279	2387	2713	2431	2793	2863	2678	2627	2513	2446	2300	30860
Phone Inquiries (Avg. Daily)	337	435	372	358	362	366	353	371	435	362	368	301	92458
Shelter Visitors	6005	8156	8969	9382	8323	8137	7269	5511	8668	6850	6096	5094	88460
<b>SPAY AND NEUTER VOUCHERS</b>													
Vouchers Sent Out	638	465	555	565	557	1076	645	814	873	865	1247	1241	9541
Vouchers Redeemed	397	395	342	457	345	371	503	624	489	415	615	845	5798
<b>VOLUNTEER SUPPORT</b>													
Average # Active Volunteers	118	127	120	142	155	144	151	158	168	175	171	143	148
Volunteer Hours	2646	3229	3981	3273	3518	3312	3330	3485	3887	4202	4413	4001	43277

/GROUPS/STATS/10/Sept/FY10 Sept.xls

## Hillsborough County Animal Services

### CALENDAR YEAR '08 (Brought To HCAS vs. Picked Up) STATISTICS

DETAIL PG.	Oct-08	Nov-08	Dec-08	Jan-09	Feb-09	Mar-09	Apr-09	May-09	Jun-09	Jul-09	Aug-09	Sep-09	TOTALS
------------	--------	--------	--------	--------	--------	--------	--------	--------	--------	--------	--------	--------	--------

#### IMPOUNDMENT TOTALS

Dogs Impounded	872	855	894	869	758	874	944	856	1146	1013	984	928	10993
Cats Impounded	1665	1269	978	920	838	1099	1326	1732	1827	1491	1441	1387	15973
Other Impounded	83	71	77	297	116	144	221	123	105	103	67	68	1475
Total Impounded	2620	2195	1949	2086	1712	2117	2491	2711	3078	2607	2492	2383	28441
% BT/Total Impounds	41.7%	42.7%	43.1%	37.2%	36.4%	40.1%	40.7%	50.8%	50.8%	50.7%	48.8%	47.5%	44.2%

#### Impounded by Field

OS Dogs PU	65	35	33	66	58	37	93	41	68	35	60	48	639
OS Cats PU	69	27	9	12	40	99	35	22	64	37	53	65	532
OS Other PU	3	0	0	0	0	1	24	1	1	1	0	3	34
Total OS PU*	137	62	42	78	98	137	152	64	133	73	113	116	1205

#### Strays

Stray Dogs PU	456	394	385	377	317	399	405	419	452	471	486	422	4983
Stray Cats PU	807	600	409	461	482	548	675	720	656	618	588	598	7162
Stray Other PU	51	51	59	120	107	109	102	77	78	59	42	43	898
Total Stray PU	1314	1045	853	958	906	1056	1182	1216	1186	1148	1116	1063	13043

#### Confiscations

Dogs Confiscated	59	144	162	96	81	62	71	44	127	45	37	68	996
Cats Confiscated	15	6	47	14	2	10	9	6	63	3	10	1	186
Others Confiscated	2	1	5	164	1	3	63	4	5	17	1	3	269
Total Confiscated	76	151	214	274	84	75	143	54	195	65	48	72	1451
Total Animals PU	1527	1258	1109	1310	1088	1268	1477	1334	1514	1286	1277	1251	15699

#### Impounded by Shelter

OS Dogs BT	100	112	121	133	125	184	178	165	216	199	154	152	1839
OS Cats BT	117	105	117	79	47	89	139	118	145	203	94	102	1355
OS Other BT	14	4	2	6	1	7	6	21	8	4	10	4	87
Total OS BT	231	221	240	218	173	280	323	304	369	406	258	258	3281

#### Strays

Stray Dogs BT	192	170	193	197	177	192	197	187	283	263	247	238	2536
Stray Cats BT	657	531	396	354	267	353	468	866	899	630	696	621	6738
Stray Other BT	13	15	11	7	7	24	26	20	13	22	14	15	187
Total Stray BT	862	716	600	558	451	569	691	1073	1195	915	957	874	9461
Total Animals BT	1093	937	840	776	624	849	1014	1377	1564	1321	1215	1132	12742

/GROUPS/STATS/10/Sept/FY10 Sept.xls

G:\STATS\10\Sept\FY10 Sept.xls

Print Date: 10/8/2010 9:53 AM

HILLSBOROUGH COUNTY ANIMAL SERVICES

CURRENT 12 MONTHS STATISTICS (Oct 1, 2009 to Sept 30, 2010)

SUMMARY PG.	Oct-09	Nov-09	Dec-09	Jan-10	Feb-10	Mar-10	Apr-10	May-10	Jun-10	Jul-10	Aug-10	Sep-10	TOTALS
<b>IMPOUNDS</b>													
Dogs Impounded	813	665	927	800	709	802	765	812	965	931	943	775	9907
Cats Impounded	1197	951	792	583	699	759	1146	1571	1311	1385	1346	1175	12915
Total Dogs and Cats Imp.	2010	1616	1719	1383	1408	1561	1911	2383	2276	2316	2289	1950	22822
Other Impounded	36	60	111	46	51	113	128	77	82	54	64	54	876
Total Impounded	2046	1676	1830	1429	1459	1674	2039	2460	2358	2370	2353	2004	23698
BT/Total Impounds %	47.1%	51.0%	41.8%	42.3%	45.3%	45.9%	47.5%	51.1%	52.2%	51.4%	46.3%	56.0%	48.2%
Owner Surrendered	281	253	301	246	247	289	288	300	284	285	240	209	3223
OS/Total Impounds %	13.7%	15.1%	16.4%	17.2%	16.9%	17.3%	14.1%	12.2%	12.0%	12.0%	10.2%	10.4%	13.6%
<b>ADOPTIONS &amp; TRANSFERS</b>													
Total Adopted & Transferred	487	375	629	425	487	458	487	432	511	428	420	440	5579
Dogs Adopted	124	131	177	178	212	212	140	130	153	151	143	109	1860
Cats Adopted	97	41	87	83	72	82	53	81	83	66	79	73	897
Other Adopted	4	6	5	2	4	16	4	12	0	2	0	3	58
Totals Adopted	225	178	269	263	288	310	197	223	236	219	222	185	2815
Dogs Transferred	149	118	249	140	119	104	174	141	193	159	160	175	1881
Cats Transferred	103	55	99	22	80	36	75	58	64	43	19	68	722
Others Transferred	10	24	12	0	0	8	41	10	18	7	19	12	161
Transfers Total	262	197	360	162	199	148	290	209	275	209	198	255	2764
<b>EUTHANIZED</b>													
Dogs Euthanized	368	382	394	376	314	350	351	391	459	532	477	429	4823
Cats Euthanized	981	830	610	527	496	562	941	1387	1135	1286	1148	1052	10955
Other Euthanized	29	28	96	26	31	73	52	45	53	43	39	33	548
Total Euthanized	1378	1240	1100	929	841	985	1344	1823	1647	1861	1664	1514	16326
<b>REDEMPTIONS</b>													
Dogs Redeemed	118	81	100	102	85	131	114	77	100	131	112	88	1239
Cats Redeemed	14	12	10	14	14	11	16	3	14	15	5	5	133
Others Redeemed	4	1	0	0	9	6	9	14	3	0	1	3	50
Total Redeemed	136	94	110	116	108	148	139	94	117	146	118	96	1422
<b>OTHER DISPOSITIONS</b>													
Total D.O.A.	26	17	25	30	12	25	29	35	34	25	23	19	300
Total Other Disp.	0	4	3	15	18	14	10	6	7	10	4	10	101
<b>RABIES TAGS</b>													
Vet Tags Sold	11069	8854	8486	9485	7909	11166	11933	11333	10799	11606	11746	10108	124494
HCAS Tags Sold	1134	944	1303	1160	1321	2228	1579	1532	1588	1503	1372	1391	17055
Total Tags Sold	12203	9798	9789	10645	9230	13394	13512	12865	12387	13109	13118	11499	141549
Total Intact Tags	1639	1224	1227	1334	1249	2072	1787	1679	1520	1462	1652	1165	18010
Total Sterile Tags	9549	7808	7597	8710	7559	9830	10493	10294	9830	10540	10551	9107	111868
Other Tags Sold	1015	766	965	601	422	1492	1232	892	1037	1107	915	1227	11671
<b>DEPT. ACTIONS</b>													
Civil Citations Issued	328	282	366	228	415	428	337	287	235	233	306	379	3824
Violations Cited	847	700	921	730	1144	1171	1007	812	636	680	718	1066	10432
Official Notice Iss.	12	18	8	7	18	14	11	5	18	18	7	11	147
Courtesy Notice Iss.	299	323	253	289	281	236	193	228	247	193	273	261	3076
Calls Responded	2046	1781	1816	1789	1832	2102	2045	2156	2006	1909	1930	1581	22993
Phone Inquiries (Avg. Daily)*	304	313	315	334	303	296	328	320	330	304	308	303	79555
Shelter Visitors	4721	4224	6470	6741	6475	5619	5620	4809	5068	5044	4790	3964	63545
<b>SPAY AND NEUTER VOUCHERS</b>													
S & N Vouchers Sent Out	1160	1020	907	1053	1321	1231	954	963	1064	1384	1727	1149	13933
S & N Vouchers Redeemed	769	335	1078	665	251	715	748	905	681	1050	536	1130	8863
<b>VOLUNTEER SUPPORT</b>													
Average # Active Volunteers	152	162	151	159	168	180	172	191	203	206	213	189	179
Volunteer Hours (Shelter)	1921	1252	1176	1459	1339	1243	1503	1020	1207	1689	1418	993	16220
Volunteer Hours (Transition)	2400	3399	2100	1980	3000	3690	3700	5000	5000	4050	3420	3420	41159
Volunteer Hours	4321	4651	3276	3439	4339	4933	5203	6020	6207	5739	4838	4413	57379

/GROUPS/STATS/10/Sept/FY10 Sept.xls

\* Extrapolated data used for August and 1st week of September due to data loss in server hardware update.

## Hillsborough County Animal Services

### CALENDAR YEAR '09 (Brought To HCAS vs. Picked Up) STATISTICS

DETAIL PG.	Oct-09	Nov-09	Dec-09	Jan-10	Feb-10	Mar-10	Apr-10	May-10	Jun-10	Jul-10	Aug-10	Sep-10	TOTALS
------------	--------	--------	--------	--------	--------	--------	--------	--------	--------	--------	--------	--------	--------

#### Impoundment Totals

Dogs Impounded	813	665	927	800	709	802	765	812	965	931	943	775	9907
Cats Impounded	1197	951	792	583	699	759	1146	1571	1311	1385	1346	1175	12915
Other Impounded	36	60	111	46	51	113	128	77	82	54	64	54	876
Total Impounded	2046	1676	1830	1429	1459	1674	2039	2460	2358	2370	2353	2004	23698
% BT/Total Impounds	47.1%	51.0%	41.8%	42.3%	45.3%	45.9%	47.5%	51.1%	52.2%	51.4%	46.3%	56.0%	48.2%

#### Impounded by Field

OS Dogs PU	57	60	49	71	54	41	52	36	20	41	44	64	589
OS Cats PU	24	33	50	26	28	28	9	17	10	43	13	16	297
OS Other PU	0	16	1	1	0	0	4	6	4	0	1	0	33
Total OS PU	81	109	100	98	82	69	65	59	34	84	58	80	919

#### Strays

Stray Dogs PU	424	303	378	371	339	356	338	405	476	443	447	354	4634
Stray Cats PU	476	325	273	218	262	313	504	612	464	489	585	350	4871
Stray Other PU	25	25	30	29	37	76	88	39	56	41	53	35	534
Total Stray PU	925	653	681	618	638	745	930	1056	996	973	1085	739	10039

#### Confiscations

Dogs Confiscated	74	48	166	99	43	72	65	62	87	89	97	58	960
Cats Confiscated	2	11	49	3	27	20	3	26	9	6	22	4	182
Others Confiscated	0	1	69	6	8	0	8	1	1	0	2	0	96
Total Confiscated	76	60	284	108	78	92	76	89	97	95	121	62	1238
Total Animals PU	1082	822	1065	824	798	906	1071	1204	1127	1152	1264	881	12196

#### Impounded by Shelter

OS Dogs BT	80	86	124	91	102	153	120	119	133	114	104	81	1307
OS Cats BT	115	54	76	52	63	52	93	115	108	84	75	45	932
OS Other BT	5	4	1	5	0	15	10	7	9	3	3	3	65
Total OS BT	200	144	201	148	165	220	223	241	250	201	182	129	2304
Stray Dogs BT	178	168	210	168	171	180	190	190	249	244	251	218	2417
Stray Cats BT	580	528	344	284	319	346	537	801	720	763	651	760	6633
Stray Other BT	6	14	10	5	6	22	18	24	12	10	5	16	148
Total Stray BT	764	710	564	457	496	548	745	1015	981	1017	907	994	9198
Total Animals BT	964	854	765	605	661	768	968	1256	1231	1218	1089	1123	11502

/GROUPS/STATS/10/Sept/FY10 Sept.xls

## HILLSBOROUGH COUNTY ANIMAL SERVICES

### FISCAL YEAR STATISTICAL SUMMARY

	2001	2002	2003	2004	2005	2006	2007	2008	2009	2010**
DOGS IMPOUNDED	13,700	12,388	13,445	14,571	14,899	14,582	13,173	12,253	10,993	9907
CATS IMPOUNDED	14,563	16,211	17,240	18,077	19,586	19,609	18,526	18,642	15,973	12915
OTHERS IMPOUNDED	576	828	953	1,137	1,606	1,182	1,564	1,611	1,475	876
ANIMALS IMPOUNDED	28,839	29,427	31,638	33,785	36,091	35,373	33,263	32,506	28,441	23698
REDEEMED	1,582	1,448	1,703	1,824	1,827	1,820	1,611	1,796	1,427	1422
ADOPTED	2,291	2,096	2,618	2,937	2,937	3,050	3,827	5,390	6,274	5579
EUTHANIZED	23,827	24,618	26,206	27,968	29,872	29,248	26,727	24,218	19,837	16326
TAGS SOLD BY HCAS	21,366	14,326	15,588	14,631	15,682	17,645	17,325	18,695	21,278	17055
TAGS SOLD BY VETS	109,921	122,082	131,078	134,474	144,076	146,665	145,882	135,582	125,753	124494
TAGS SOLD TOTAL	131,287	136,440	146,666	149,105	159,758	164,310	163,207	154,277	147,031	141549
COMPLAINTS RECVD.	33,323	33,445	35,758	35,433	37,550	38,400	36,317	34,048	30,860	22993
REBATES / VOUCHERS*	4,955	4,960	626	1,857	2,261	2,706	2,914	3,203	5,798	8863
BUDGET	5,169,617	5,932,132	6,041,796	6,901,600	7,275,000	7,834,195	8,353,604	8,640,733	8,526,890	6,922,134
% STERILE TAGS	73.1%	73.4%	76.6%	79.7%	80.1%	80.6%	81.6%	82.9%	83.7%	86.1%
% INTACT TAGS	26.9%	26.6%	23.4%	20.3%	19.9%	19.4%	18.4%	17.1%	16.3%	13.9%
OWNER SURRENDERS	7,512	8,090	8,919	10,053	11,226	11,451	10,768	10,531	4,486	3223
% OF OS/TOTAL IMPOUNDS	28.2%	27.5%	28.2%	29.5%	31.1%	32.4%	32.4%	29.1%	15.8%	13.6%
HUMAN POPULATION	998,948	1,027,436	1,056,600	1,098,100	1,123,069	1,143,397	1,192,861	1,200,541	1,217,614	1,234,930

\* New Voucher Program effective beginning FY03

\*\*As of Sept. 31, 2010

/GROUPS/STATS/10/Sept/FY10 Sept.xls

## Hillsborough County Animal Services

### Fiscal Year '10 Statistical Status Resulting From Operations

Statistical Status Resulting from Operations	FY09 Data	FY10 Data	% Change	FY2010 Data As % of Total
<b>Impoundments</b>				
Dogs Impounded	10993	9907	-9.9%	41.8%
Cats Impounded	15973	12915	-19.1%	54.5%
Total Dogs and Cats Impounded	26966	22822	-15.4%	96.3%
Other Species Impounded	1475	876	-40.6%	3.7%
Total Impounded	28441	23698	-16.7%	100.00%
<b>Dispositions</b>				
Adoptions and Transfers	6274	5579	-11.1%	23.5%
Redemptions	1605	1422	-11.4%	6.0%
Euthanized	19837	16326	-17.7%	68.8%
Other Dispositions	48	401	735.4%	1.7%
Total Dispositions	27764	23728	-14.5%	100.0%
<b>Rabies Registrations and Licensing</b>				
Tags Sold-Veterinarians	125753	124494	-1.0%	88.0%
Tags Sold-HCAS	21278	17055	-19.8%	12.0%
Total Tags Sold	147031	141549	-3.7%	100.0%
<b>Enforcement Actions</b>				
Courtesy Notices Issued	5463	3076	-43.7%	N/A
Official Notices Issued	195	147	-24.6%	N/A
Civil Citations Issued	6084	3824	-37.1%	N/A
Calls Responded	30860	22993	-25.5%	N/A
Shelter Visitors	88460	63545	-28.2%	N/A
Phone Inquiries (Avg. Daily)	368	313	-15.0%	N/A
<b>Pet Overpopulation Efforts</b>				
S & N Vouchers Sent Out	9541	13933	46.0%	N/A
S & N Vouchers Redeemed	5798	8863	52.9%	64%

/GROUPS/STATS/10/Sept/FY10 Sept.xls

**Note:** Minor variances in data reports are normal and stabilize over time. Variances result from closing or correcting records after the first of the month. These minor variances do not affect the overall trends conveyed in the reports. Corrections include: updating incorrect or missing outcome types or dates, removing duplicate records, and correcting user input errors discovered in routine data audits conducted by shelter supervisors and administrative staff.

Hillsborough County Animal Services

FISCAL YEAR '09 STATISTICS

SUMMARY PG.	Oct-08	Nov-08	Dec-08	Jan-09	Feb-09	Mar-09	Apr-09	May-09	Jun-09	Jul-09	Aug-09	Sep-09	TOTALS
-------------	--------	--------	--------	--------	--------	--------	--------	--------	--------	--------	--------	--------	--------

**IMPOUNDS**

Dogs Impounded	872	855	894	869	758	874	944	856	1146	1013	984	928	10993
Cats Impounded	1665	1269	978	920	838	1099	1326	1732	1827	1491	1441	1387	15973
Total Dogs and Cats Imp.	2537	2124	1872	1789	1596	1973	2270	2588	2973	2504	2425	2315	26966
Other Impounded	83	71	77	297	116	144	221	123	105	103	67	68	1475
Total Impounded	2620	2195	1949	2086	1712	2117	2491	2711	3078	2607	2492	2383	28441
BT/Total Impounds %	41.7%	42.7%	43.1%	37.2%	36.4%	40.1%	40.7%	50.8%	50.8%	50.7%	48.8%	47.5%	44.2%
Owner Surrendered	368	283	282	296	271	417	475	368	502	479	371	374	4486
OS/Total Impounds %	14.0%	12.9%	14.5%	14.2%	15.8%	19.7%	19.1%	13.6%	16.3%	18.4%	14.9%	15.7%	15.8%

**ADOPTIONS & TRANSFERS**

Total Adopted & Transferred	399	431	408	532	644	547	626	468	581	526	533	579	6274
Dogs Adopted	149	166	137	200	189	202	212	135	199	203	172	161	2125
Cats Adopted	76	95	86	86	68	84	62	52	125	103	87	93	1017
Other Adopted	16	6	9	1	7	8	34	12	13	13	4	3	126
Totals Adopted	241	267	232	287	264	294	308	199	337	319	263	257	3268
Dogs Transferred	124	129	147	189	149	160	205	157	200	134	172	170	1936
Cats Transferred	29	35	27	49	76	84	95	70	31	64	86	147	793
Others Transferred	5	0	2	7	155	9	18	42	13	9	12	5	277
Total Transfers	158	164	176	245	380	253	318	269	244	207	270	322	3006

**EUTHANIZED**

Dogs Euthanized	485	374	398	375	346	373	422	421	512	565	522	495	5288
Cats Euthanized	1484	1151	890	753	701	832	1129	1500	1619	1250	1233	1135	13677
Other Euthanized	55	56	55	110	93	102	148	69	61	50	38	35	872
Total Euthanized	2024	1581	1343	1238	1140	1307	1699	1990	2192	1865	1793	1665	19837

**REDEMPTIONS**

Dogs Redeemed	121	122	134	138	114	104	126	120	132	98	118	100	1427
Cats Redeemed	17	20	10	15	21	14	18	15	10	4	7	7	158
Others Redeemed	0	0	0	2	0	2	6	1	0	5	2	2	20
Total Redeemed	138	142	144	155	135	120	150	136	142	107	127	109	1605

**OTHER DISPOSITIONS**

Total D.O.A.	39	44	30	53	32	69	73	63	67	59	39	39	607
Total Other Disp.	12	5	14	0	5	1	1	1	0	0	8	1	48

**RABIES TAGS**

Vet Tags Sold	5439	7315	8677	9028	10337	12022	11307	11973	12398	13383	13286	10588	125753
HCAS Tags Sold	1185	1244	1454	1717	1545	2660	1881	1820	1977	1848	1651	2296	21278
Total Tags Sold	6624	8559	10131	10745	11882	14682	13188	13793	14375	15231	14937	12884	147031
Total Intact Tags	986	1231	1605	1747	1919	2530	2071	2049	2042	2288	2145	2131	22744
Total Sterile Tags	5313	6877	8059	8272	9475	11449	10479	11258	11668	12335	11993	9890	117068
Other Tags Sold	325	451	467	726	488	703	638	486	665	608	799	863	7219

**DEPT. ACTIONS**

Civil Citations Issued	532	488	488	485	532	636	506	463	559	497	467	431	6084
Violations Cited	810	790	740	781	809	981	788	730	807	827	714	970	9747
Official Notice Iss.	11	20	9	17	21	20	17	13	27	8	20	12	195
Courtesy Notice Iss.	505	431	462	539	498	553	542	461	389	341	350	392	5463
Calls Responded	2830	2279	2387	2713	2431	2793	2863	2678	2627	2513	2446	2300	30860
Phone Inquiries (Avg. Daily)*	337	435	372	358	362	366	353	371	435	362	368	301	4420
Shelter Visitors	6005	8156	8969	9382	8323	8137	7269	5511	8668	6850	6096	5094	88460

**SPAY AND NEUTER VOUCHERS**

Vouchers Sent Out	638	465	555	565	557	1076	645	814	873	865	1247	1241	9541
Vouchers Redeemed	397	395	342	457	345	371	503	624	489	415	615	845	5798

**VOLUNTEER SUPPORT**

Average # Active Volunteers	118	127	120	142	155	144	151	158	168	175	171	143	148
Volunteer Hours	2646	3229	3981	3273	3518	3312	3330	3485	3887	4202	4413	4001	43277

\* Extrapolated data used for August and 1st week of September due to data loss in server hardware update.

/GROUPS/STATS/10/Sept/FY10 Sept.xls

## Hillsborough County Animal Services

### FISCAL YEAR '09 (Brought To HCAS vs. Picked Up) STATISTICS

DETAIL PG.	Oct-08	Nov-08	Dec-08	Jan-09	Feb-09	Mar-09	Apr-09	May-09	Jun-09	Jul-09	Aug-09	Sep-09	TOTALS
------------	--------	--------	--------	--------	--------	--------	--------	--------	--------	--------	--------	--------	--------

#### IMPOUNDMENT TOTALS

Dogs Impounded	872	855	894	869	758	874	944	856	1146	1013	984	928	10993
Cats Impounded	1665	1269	978	920	838	1099	1326	1732	1827	1491	1441	1387	15973
Other Impounded	83	71	77	297	116	144	221	123	105	103	67	68	1475
Total Impounded	2620	2195	1949	2086	1712	2117	2491	2711	3078	2607	2492	2383	28441
% BT/Total Impounds	41.7%	42.7%	43.1%	37.2%	36.4%	40.1%	40.7%	50.8%	50.8%	50.7%	48.8%	47.5%	44.2%

#### Impounded by Field

OS Dogs PU	65	35	33	66	58	37	93	41	68	35	60	48	639
OS Cats PU	69	27	9	12	40	99	35	22	64	37	53	65	532
OS Other PU	3	0	0	0	0	1	24	1	1	1	0	3	34
Total OS PU	137	62	42	78	98	137	152	64	133	73	113	116	1205

#### Strays

Stray Dogs PU	456	394	385	377	317	399	405	419	452	471	486	422	4983
Stray Cats PU	807	600	409	461	482	548	675	720	656	618	588	598	7162
Stray Other PU	51	51	59	120	107	109	102	77	78	59	42	43	898
Total Stray PU	1314	1045	853	958	906	1056	1182	1216	1186	1148	1116	1063	13043

#### Confiscations

Dogs Confiscated	59	144	162	96	81	62	71	44	127	45	37	68	996
Cats Confiscated	15	6	47	14	2	10	9	6	63	3	10	1	186
Others Confiscated	2	1	5	164	1	3	63	4	5	17	1	3	269
Total Confiscated	76	151	214	274	84	75	143	54	195	65	48	72	1451
Total Animals PU	1527	1258	1109	1310	1088	1268	1477	1334	1514	1286	1277	1251	15699

#### Impounded by Shelter

OS Dogs BT	100	112	121	133	125	184	178	165	216	199	154	152	1839
OS Cats BT	117	105	117	79	47	89	139	118	145	203	94	102	1355
OS Other BT	14	4	2	6	1	7	6	21	8	4	10	4	87
Total OS BT	231	221	240	218	173	280	323	304	369	406	258	258	3281
Stray Dogs BT	192	170	193	197	177	192	197	187	283	263	247	238	2536
Stray Cats BT	657	531	396	354	267	353	468	866	899	630	696	621	6738
Stray Other BT	13	15	11	7	7	24	26	20	13	22	14	15	187
Total Stray BT	862	716	600	558	451	569	691	1073	1195	915	957	874	9461
Total Animals BT	1093	937	840	776	624	849	1014	1377	1564	1321	1215	1132	12742

/GROUPS/STATS/10/Sept/FY10 Sept.xls

HILLSBOROUGH COUNTY ANIMAL SERVICES

FISCAL YEAR '10 STATISTICS

SUMMARY PG.	Oct-09	Nov-09	Dec-09	Jan-10	Feb-10	Mar-10	Apr-10	May-10	Jun-10	Jul-10	Aug-10	Sep-10	TOTALS
-------------	--------	--------	--------	--------	--------	--------	--------	--------	--------	--------	--------	--------	--------

**IMPOUNDS**

Dogs Impounded	813	665	927	800	709	802	765	812	965	931	943	775	9907
Cats Impounded	1197	951	792	583	699	759	1146	1571	1311	1385	1346	1175	12915
Total Dogs and Cats Imp.	2010	1616	1719	1383	1408	1561	1911	2383	2276	2316	2289	1950	22822
Other Impounded	36	60	111	46	51	113	128	77	82	54	64	54	876
Total Impounded	2046	1676	1830	1429	1459	1674	2039	2460	2358	2370	2353	2004	23698
BT/Total Impounds %	47.1%	51.0%	41.8%	42.3%	45.3%	45.9%	47.5%	51.1%	52.2%	51.4%	46.3%	56.0%	47.1%
Owner Surrendered	281	253	301	246	247	289	288	300	284	285	240	209	3223
OS/Total Impounds %	13.7%	15.1%	16.4%	17.2%	16.9%	17.3%	14.1%	12.2%	12.0%	12.0%	10.2%	10.4%	13.6%

**ADOPTIONS & TRANSFERS**

Total Adopted & Transferred	487	375	629	425	487	458	487	432	511	428	420	440	5579
Dogs Adopted	124	131	177	178	212	212	140	130	153	151	143	109	1860
Cats Adopted	97	41	87	83	72	82	53	81	83	66	79	73	897
Other Adopted	4	6	5	2	4	16	4	12	0	2	0	3	58
Totals Adopted	225	178	269	263	288	310	197	223	236	219	222	185	2815
Dogs Transferred	149	118	249	140	119	104	174	141	193	159	160	175	1881
Cats Transferred	103	55	99	22	80	36	75	58	64	43	19	68	722
Others Transferred	10	24	12	0	0	8	41	10	18	7	19	12	161
Total Transfers	262	197	360	162	199	148	290	209	275	209	198	255	2764

**EUTHANIZED**

Dogs Euthanized	368	382	394	376	314	350	351	391	459	532	477	429	4823
Cats Euthanized	981	830	610	527	496	562	941	1387	1135	1286	1148	1052	10955
Other Euthanized	29	28	96	26	31	73	52	45	53	43	39	33	548
Total Euthanized	1378	1240	1100	929	841	985	1344	1823	1647	1861	1664	1514	16326

**REDEMPTIONS**

Dogs Redeemed	118	81	100	102	85	131	114	77	100	131	112	88	1239
Cats Redeemed	14	12	10	14	14	11	16	3	14	15	5	5	133
Others Redeemed	4	1	0	0	9	6	9	14	3	0	1	3	50
Total Redeemed	136	94	110	116	108	148	139	94	117	146	118	96	1422

**OTHER DISPOSITIONS**

Total D.O.A.	26	17	25	30	12	25	29	35	34	25	23	19	300
Total Other Disp.	0	4	3	15	18	14	10	6	7	10	4	10	101

**RABIES TAGS**

Vet Tags Sold	11069	8849	8483	9547	7909	11066	11913	11396	10799	11606	11746	10108	124491
HCAS Tags Sold	1134	944	1325	1251	1321	2229	1579	1532	1588	1503	1372	1391	17169
Total Tags Sold	12203	9793	9808	10798	9230	13295	13492	12928	12387	13109	13118	11499	141660
Total Intact Tags	1639	1223	1234	1351	1249	2051	1788	1688	1520	1462	1652	1165	18022
Total Sterile Tags	9549	7804	7609	8846	7559	9752	10533	10348	9830	10540	10551	9107	112028
Other Tags Sold	1015	766	965	601	422	1492	1171	892	1037	1107	915	1227	11610

**DEPT. ACTIONS**

Civil Citations Issued	328	282	366	228	415	428	337	287	235	233	306	379	3824
Violations Cited	847	700	921	730	1144	1171	1007	812	636	680	718	1066	10432
Official Notice Iss.	12	18	8	7	18	14	11	5	18	18	7	11	147
Courtesy Notice Iss.	299	323	253	289	281	236	193	228	247	193	273	261	3076
Calls Responded	2046	1781	1816	1789	1832	2102	2045	2156	2006	1909	1930	1581	22993
Phone Inquiries (Avg. Daily)	304	313	315	334	303	296	328	320	330	304	308	303	73291
Shelter Visitors	4721	4224	6470	6741	6475	5619	5620	4809	5068	5044	4790	3964	63545

**SPAY AND NEUTER VOUCHERS**

Vouchers Sent Out	1160	1020	907	1053	1321	1231	954	963	1064	1384	1727	1149	13933
Vouchers Redeemed	769	335	1078	665	251	715	748	905	681	1050	536	1132	8865

**VOLUNTEER SUPPORT**

Average # Active Volunteers	152	162	151	159	168	180	172	191	203	206	213	189	179
Volunteer Hours (Shelter)	1921	1252	1176	1459	1339	1243	1503	1020	1207	1689	1418	993	16220
Volunteer Hours (Transition)	2400	3399	2100	1980	3000	3690	3700	5000	5000	4050	3420	3420	41159
Total Volunteer Hours	4321	4651	3276	3439	4339	4933	5203	6020	6207	5739	4838	4413	57379

## Hillsborough County Animal Services

### FISCAL YEAR '10 (Brought To HCAS vs. Picked Up) STATISTICS

DETAIL PG.	Oct-09	Nov-09	Dec-09	Jan-10	Feb-10	Mar-10	Apr-10	May-10	Jun-10	Jul-10	Aug-10	Sep-10	TOTALS
------------	--------	--------	--------	--------	--------	--------	--------	--------	--------	--------	--------	--------	--------

### IMPOUNDMENT TOTALS

Dogs Impounded	813	665	927	800	709	802	765	812	965	931	943	775	9907
Cats Impounded	1197	951	792	583	699	759	1146	1571	1311	1385	1346	1175	12915
Other Impounded	36	60	111	46	51	113	128	77	82	54	64	54	876
Total Impounded	2046	1676	1830	1429	1459	1674	2039	2460	2358	2370	2353	2004	23698
% BT/Total Impounds	47.1%	51.0%	41.8%	42.3%	45.3%	45.9%	47.5%	51.1%	52.2%	51.4%	46.3%	56.0%	48.2%

### Impounded by Field

OS Dogs PU	57	60	49	71	54	41	52	36	20	41	44	64	589
OS Cats PU	24	33	50	26	28	28	9	17	10	43	13	16	297
OS Other PU	0	16	1	1	0	0	4	6	4	0	1	0	33
Total OS PU	81	109	100	98	82	69	65	59	34	84	58	80	919

### Strays

Stray Dogs PU	424	303	378	371	339	356	338	405	476	443	447	354	4634
Stray Cats PU	476	325	273	218	262	313	504	612	464	489	585	350	4871
Stray Other PU	25	25	30	29	37	76	88	39	56	41	53	35	534
Total Stray PU	925	653	681	618	638	745	930	1056	996	973	1085	739	10039

### Confiscations

Dogs Confiscated	74	48	166	99	43	72	65	62	87	89	97	58	960
Cats Confiscated	2	11	49	3	27	20	3	26	9	6	22	4	182
Others Confiscated	0	1	69	6	8	0	8	1	1	0	2	0	96
Total Confiscated	76	60	284	108	78	92	76	89	97	95	121	62	1238
Total Animals PU	1082	822	1065	824	798	906	1071	1204	1127	1152	1264	881	12196

### Impounded by Shelter

OS Dogs BT	80	86	124	91	102	153	120	119	133	114	104	81	1307
OS Cats BT	115	54	76	52	63	52	93	115	108	84	75	45	932
OS Other BT	5	4	1	5	0	15	10	7	9	3	3	3	65
Total OS BT	200	144	201	148	165	220	223	241	250	201	182	129	2304
Stray Dogs BT	178	168	210	168	171	180	190	190	249	244	251	218	2417
Stray Cats BT	580	528	344	284	319	346	537	801	720	763	651	760	6633
Stray Other BT	6	14	10	5	6	22	18	24	12	10	5	16	148
Total Stray BT	764	710	564	457	496	548	745	1015	981	1017	907	994	9198
Total Animals BT	964	854	765	605	661	768	968	1256	1231	1218	1089	1123	11502

/GROUPS/STATS/10/Sept/FY10 Sept.xls

# Hillsborough County Animal Services

## Key Phrases used in these Statistical Reports

### Statistical Status Resulting from Operations

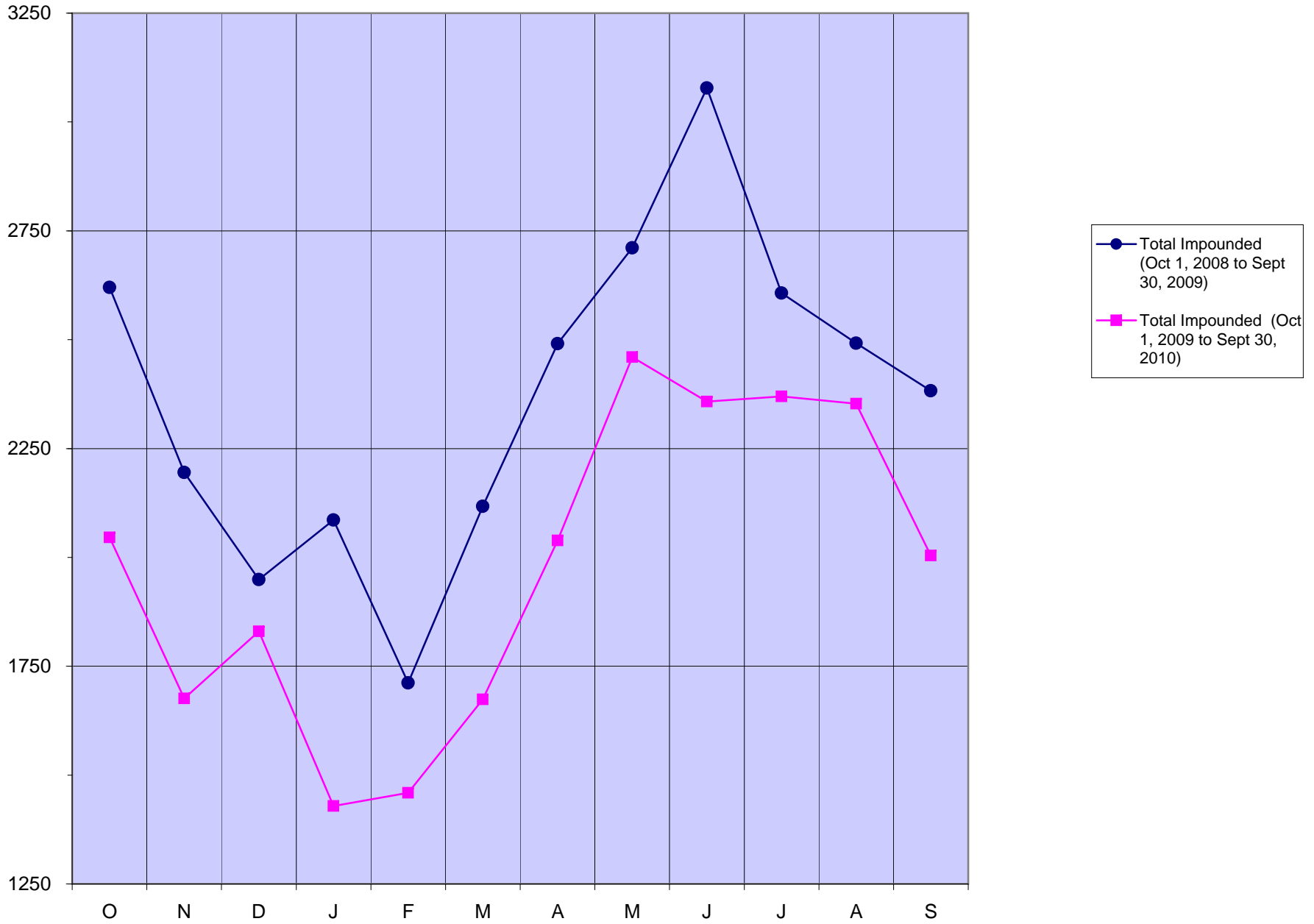
Total Impoundments: All animals impounded by Animal Services  
Total Other Species Impoundments: Any species other than dogs or cats impounded by Animal Services  
Adoptions: Total of all animals adopted by Animal Services, includes animals transferred to adoption partners or rehabilitators  
Redemptions: Total of all animals returned to their owners  
Euthanized: Total of all animals humanely put to death  
Other Dispositions: Impounded animals that were: dead upon arrival; dead animal disposal; died in kennel; or missing.  
Tags Sold-Veterinarians: County rabies registration license tags sold by authorized tag sale outlets  
Tags Sold-HCAS: County rabies registration license tags sold at Animal Services  
Courtesy Notices Issued: Notices issued to citizens in attempt to educate, or avert from future enforcement actions  
Official Notices Issued: Written corrective warning issued to citizens to avert from future enforcement actions  
Civil Citations Issued: Citations issued alledging violations of county ordinance or state statutes  
Sterilization Vouchers Paid: Spay and neuter vouchers paid to encourage sterilization of dogs and cats

### Summary Pages

Dogs Impounded: All canines (canis familiaris) impounded by Animal Services  
Cats Impounded: All felines (felis catus) impounded by Animal Services  
Other Impounded: Any species other than canine or felines impounded by Animal Services  
Total Impounded: All animals (live or dead) impounded by Animal Services  
BT/Total Impounds %: % of animals Brought To the shelter/Total impoundments  
OS: Owner Surrendered: Any species of animal surrendered to Animal Services by it's owner, harborer, or keeper  
OS/Total Impounds %: Total Owner Surrendered Animals as a percentage of the total animals impounded  
Confiscated: Animals lawfully removed from custody of owner, harborer, or keeper  
Dogs Adopted: Total dogs adopted by Animal Services (before Sept 2006 includes animals transferred to another shelter)  
Cats Adopted: Total cats adopted by Animal Services (before Sept 2006 includes animals transferred to another shelter)  
Other Adopted: Total of all species other than dogs or cats adopted by Animal Services (before Sept 2006 includes animals transferred to another shelter)  
Totals Adopted: All animals adopted by Animal Services (before Sept 2006 includes animals transferred to another shelter)  
Transfers Total: All animals released/transferred to an Adoption Partner such as Humane Society of Tampa Bay and breed rescue groups, or wildlife released to licensed rehabilitators  
Dogs Euthanized: Total of dogs humanely put to death  
Cats Euthanized: Total of cats humanely put to death  
Other Euthanized: Total of all species other than dogs or cats humanely put to death  
Total Euthanized: All animals humanely put to death  
Total Redeemed: Total of all animals returned to their owners and wildlife released back to wild  
Total D.O.A.: Total of all animals that were dead upon arrival, or dead animals removed for disposal  
Total Other Disp: Impounded animals that were: missing; or died in kennel.  
Vet Tags Sold: County rabies registration license tags sold by authorized tag sale outlets  
HCAS Tags Sold: County rabies registration license tags sold at Animal Services  
Total Tags Sold: Total County rabies registration license tags sold  
Total Intact Tags: County rabies registration license tags registered to intact animals  
Total Sterile Tags: County rabies registration license tags registered to sterile animals  
Other Tags Sold: Dangerous Dog Registration tags, or replacement, exempt, and no charge rabies registration license tags  
Civil Citations Issued: Citations issued alledging violations of county ordinance or state statutes  
Official Notice Iss.: Written corrective warning issued to citizens to avert from future enforcement actions  
Courtesy Notices Iss.: Notices issued to citizens in attempt to educate, or avert from future enforcement actions  
Calls Responded: Total number of responses to requests for enforcement or rescue activities  
Emails Responded: Total number of email responses to Info Center (website) emails  
Vouchers Paid: Spay and neuter vouchers paid to encourage sterilization of dogs and cats  
Active Volunteers: Number of Volunteers working four or more hours per month  
Volunteer Hours: Logged hours volunteered. Volunteers receive 3 hrs per day when they take in a transition cat or dog.

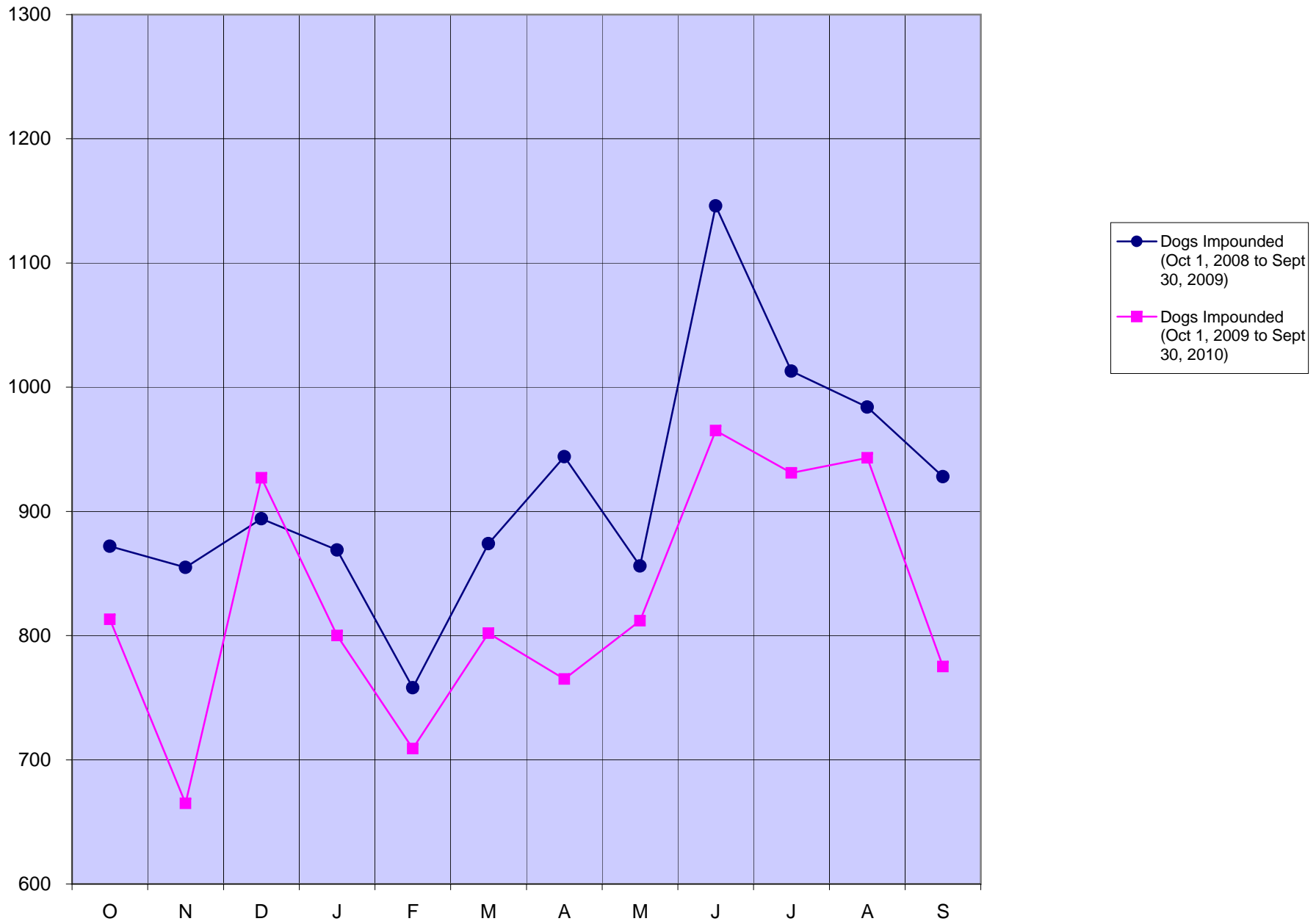
# Hillsborough County Animal Services

## Total Impounds



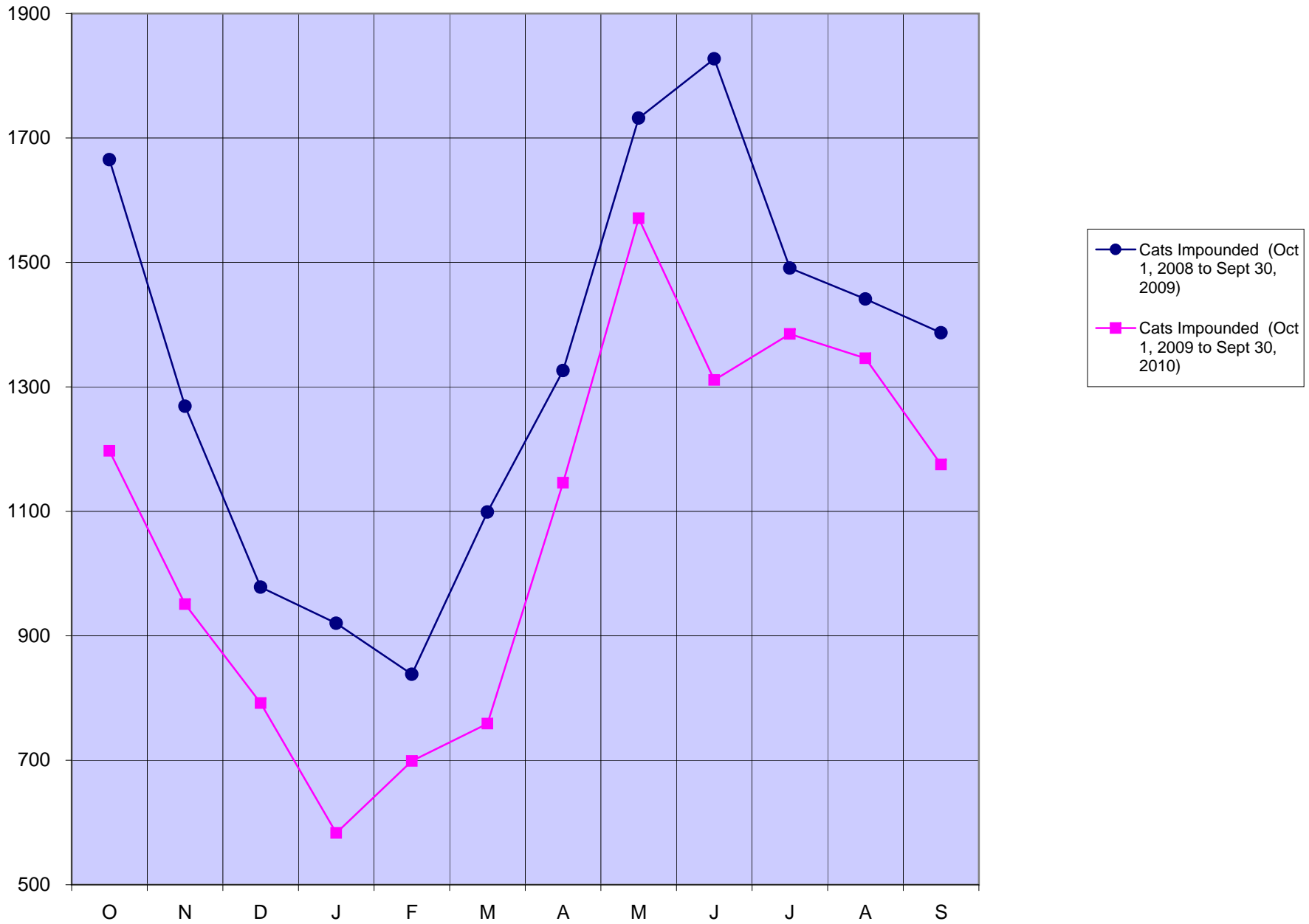
# Hillsborough County Animal Services

## Dogs Impounded



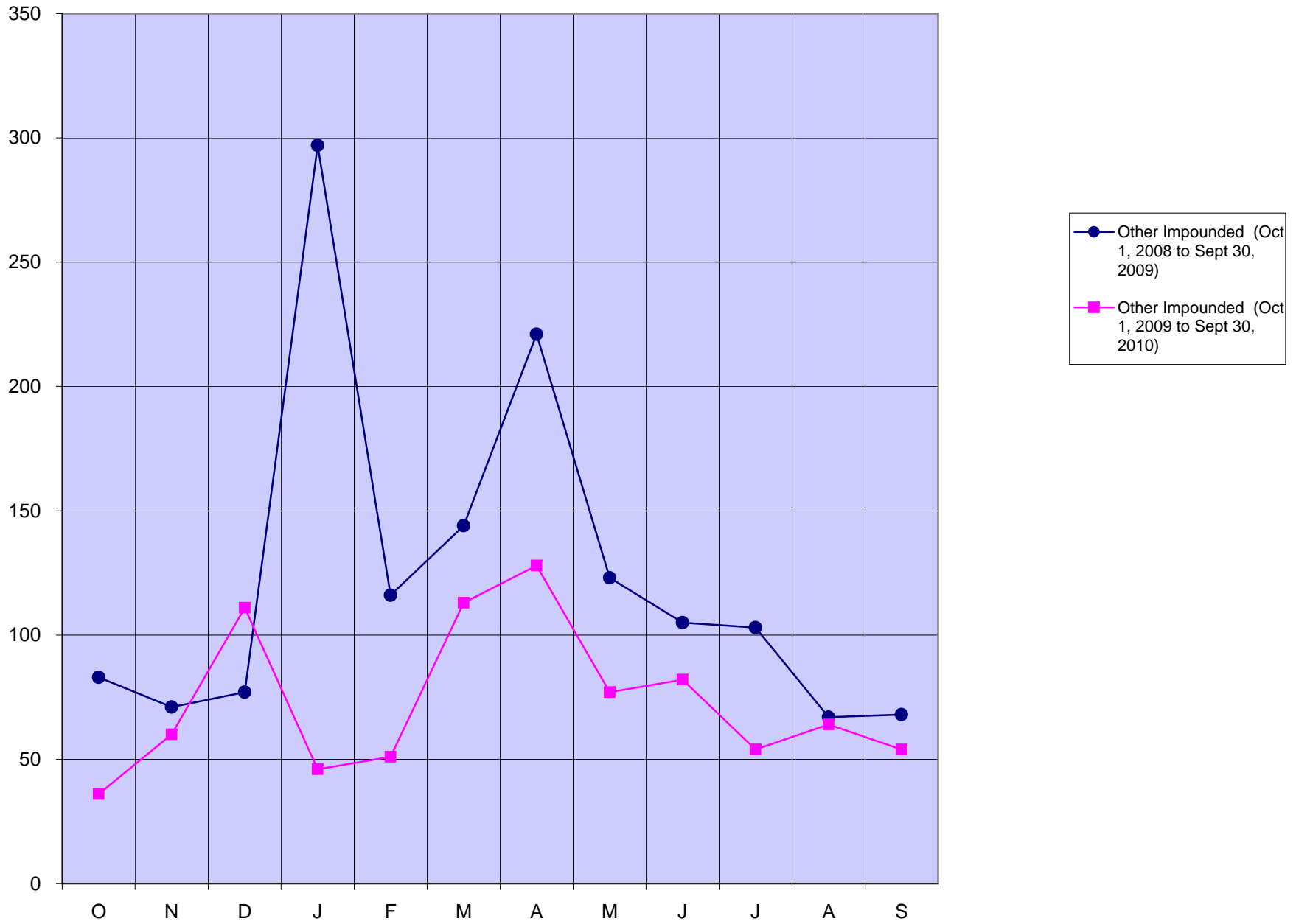
# Hillsborough County Animal Services

## Cats Impounded



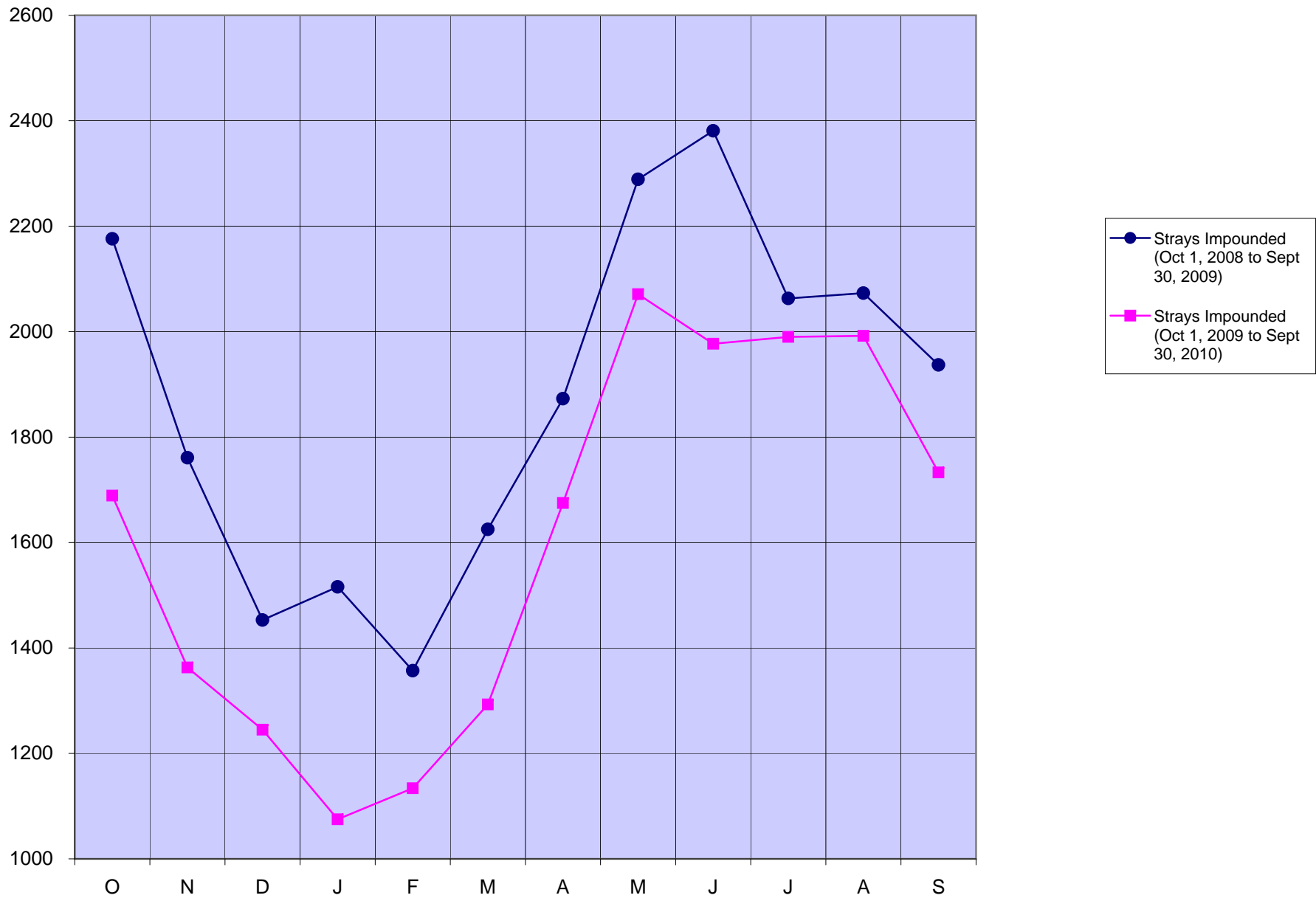
# Hillsborough County Animal Services

## Other Species Impounded



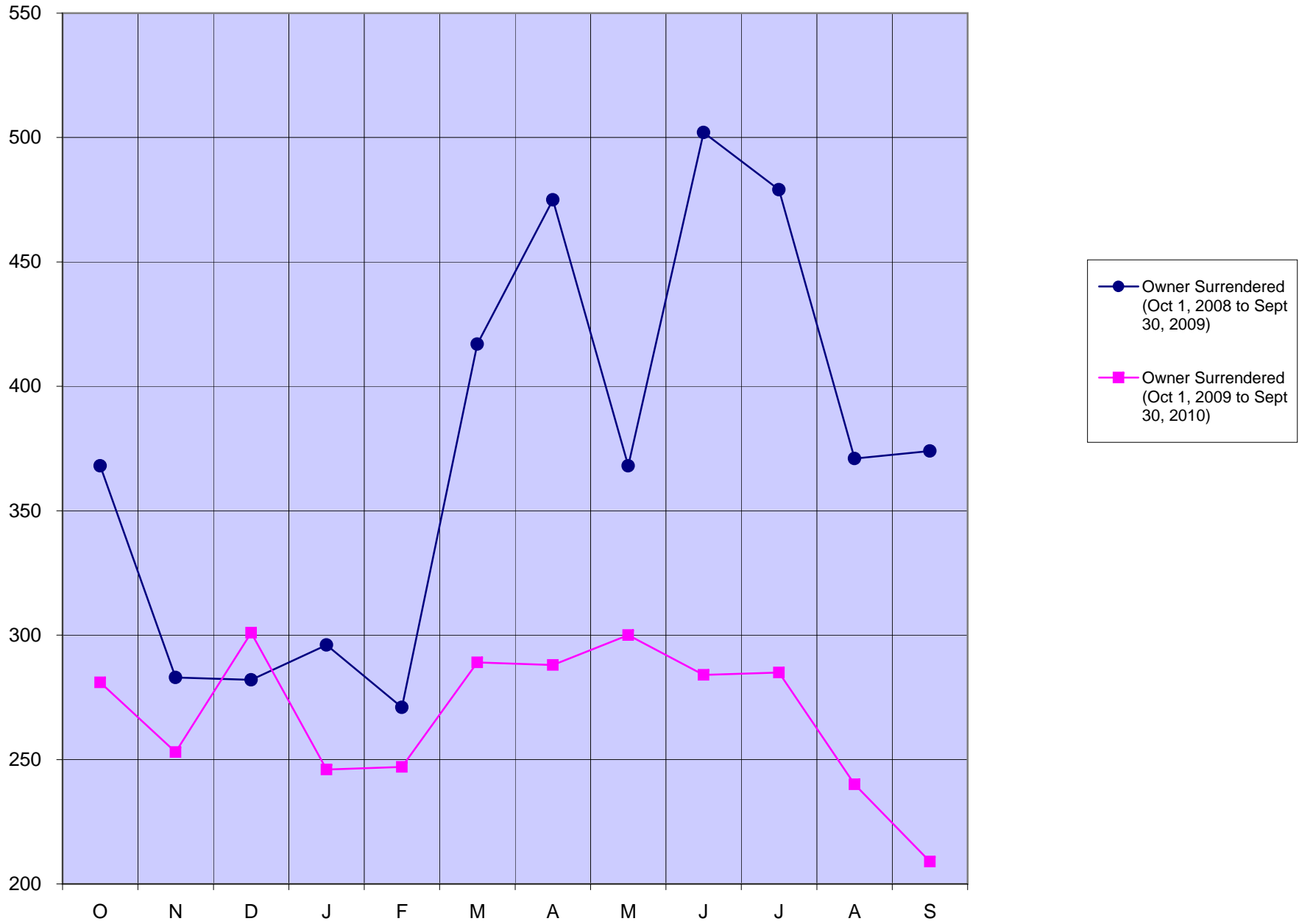
# Hillsborough County Animal Services

## Total Strays Impounded



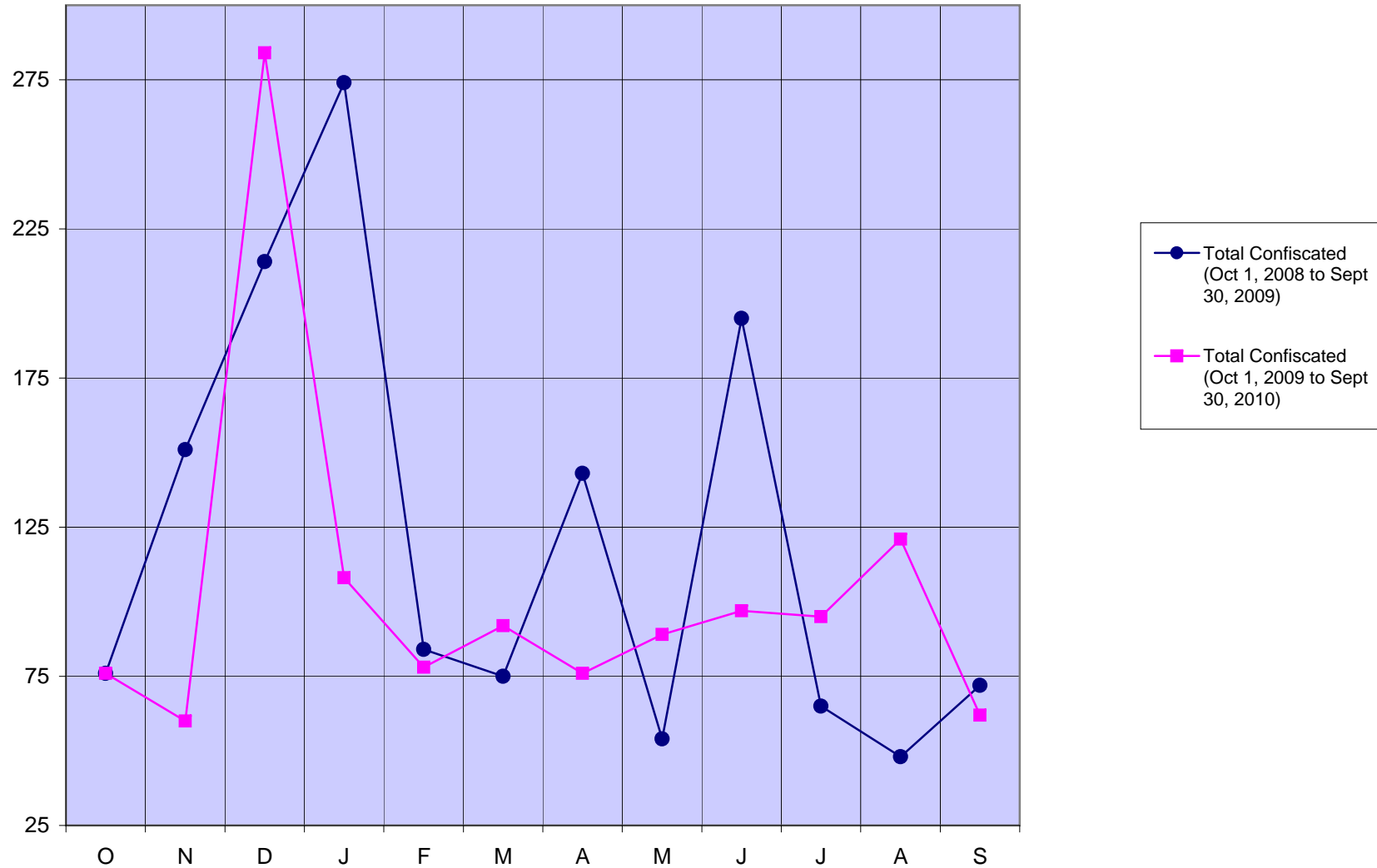
# Hillsborough County Animal Services

## Owner Surrenders



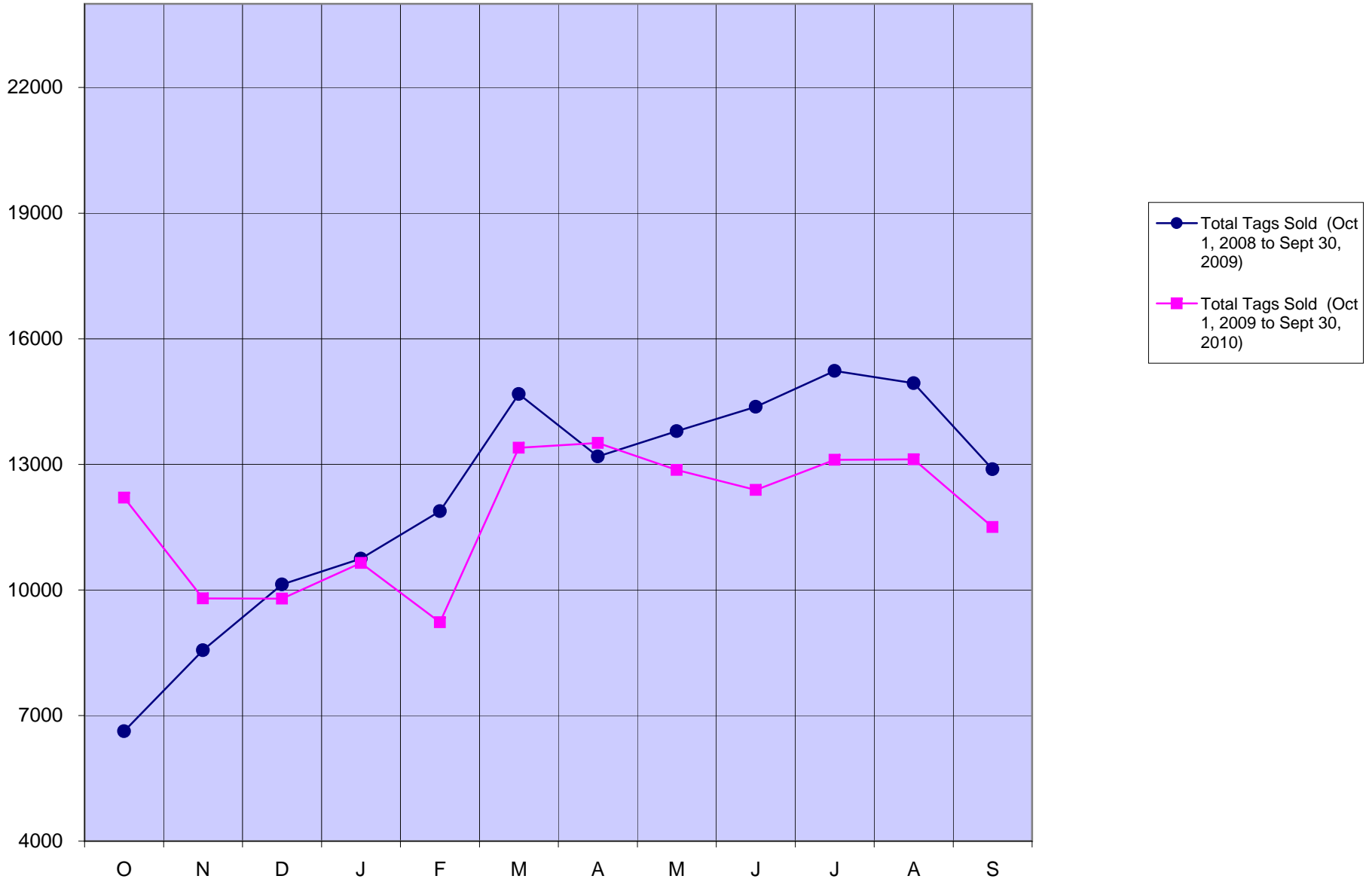
# Hillsborough County Animal Services

## Confiscations



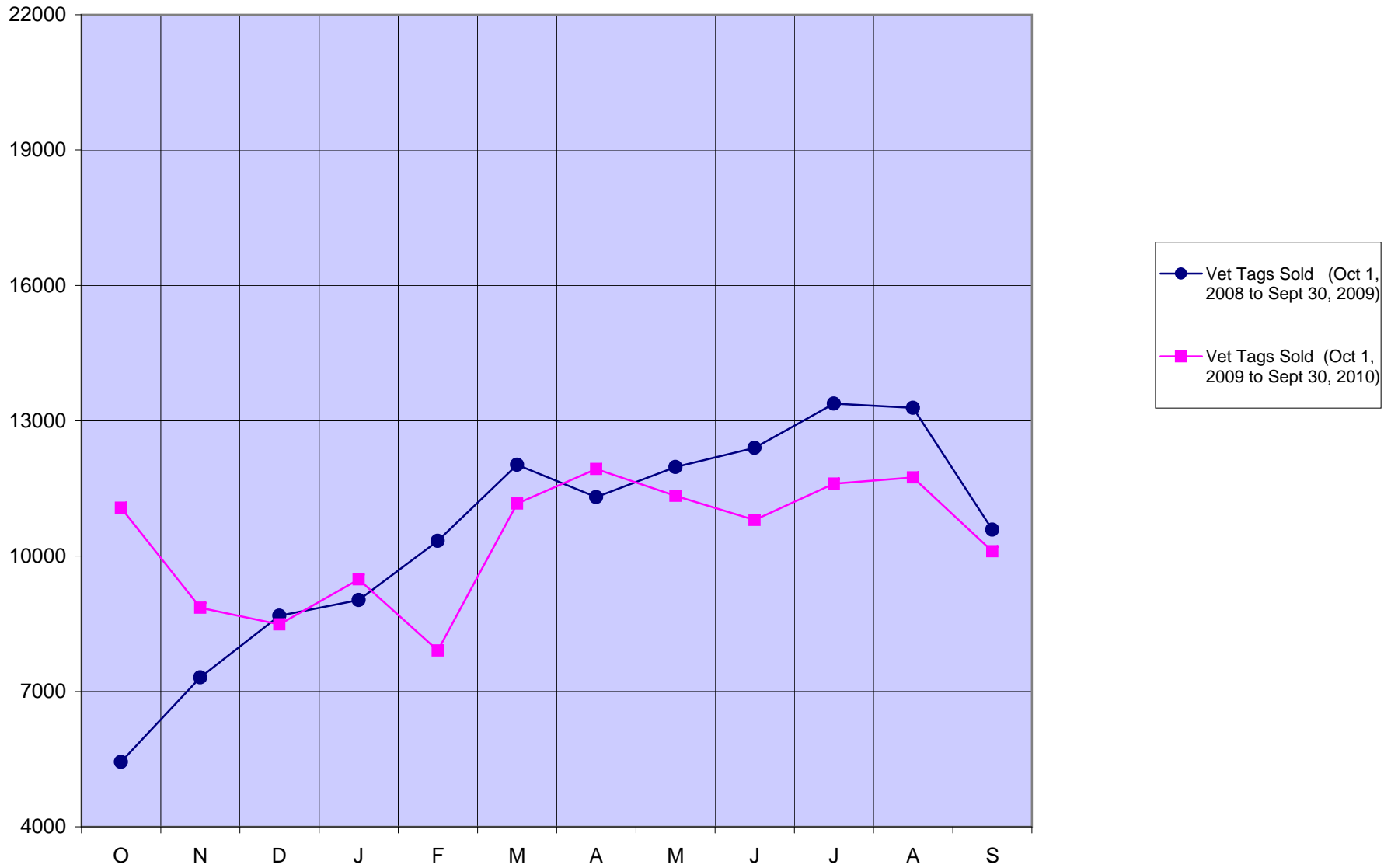
# Hillsborough County Animal Services

## Total Tags Sold



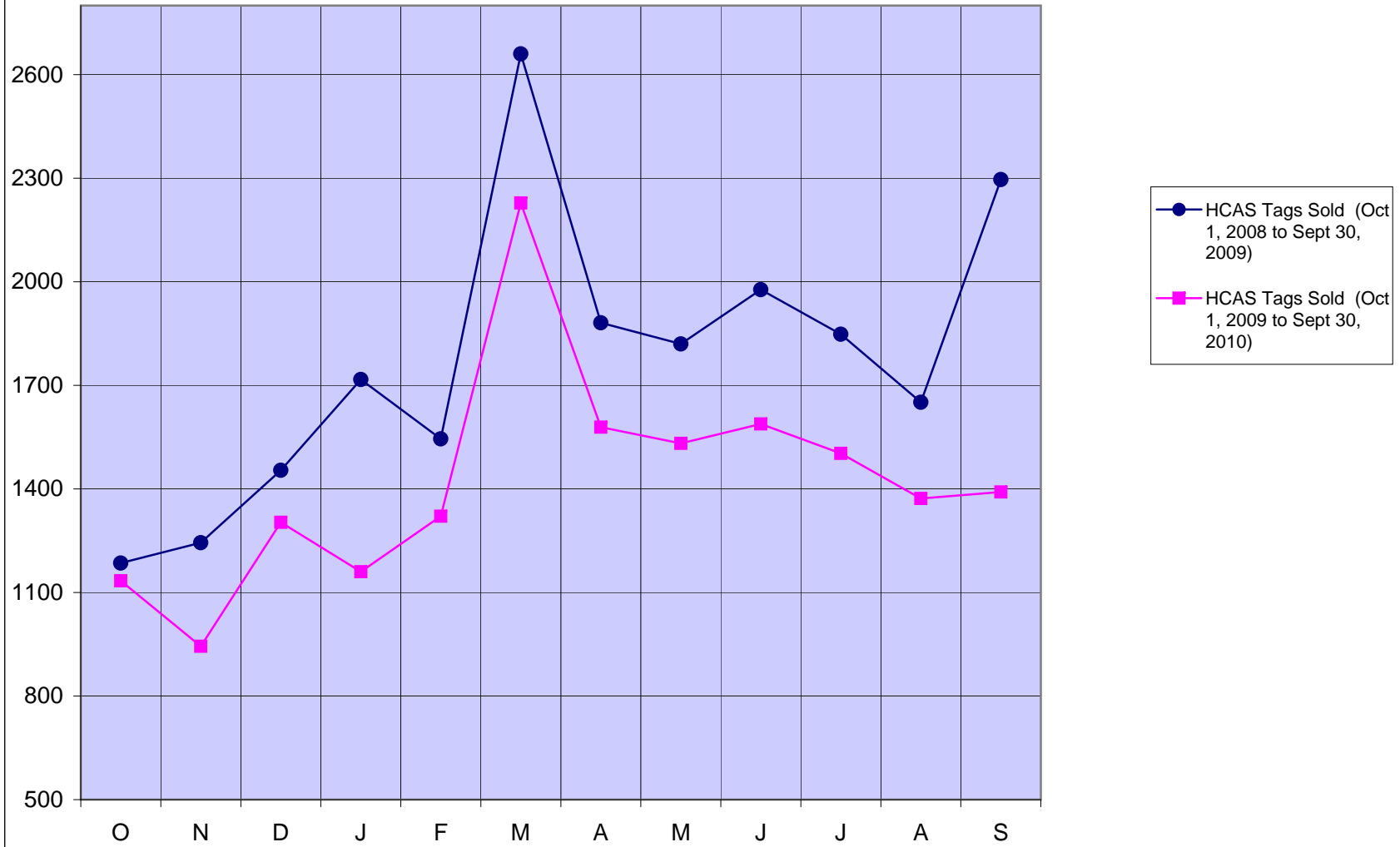
# Hillsborough County Animal Services

## Vet Tags Sold



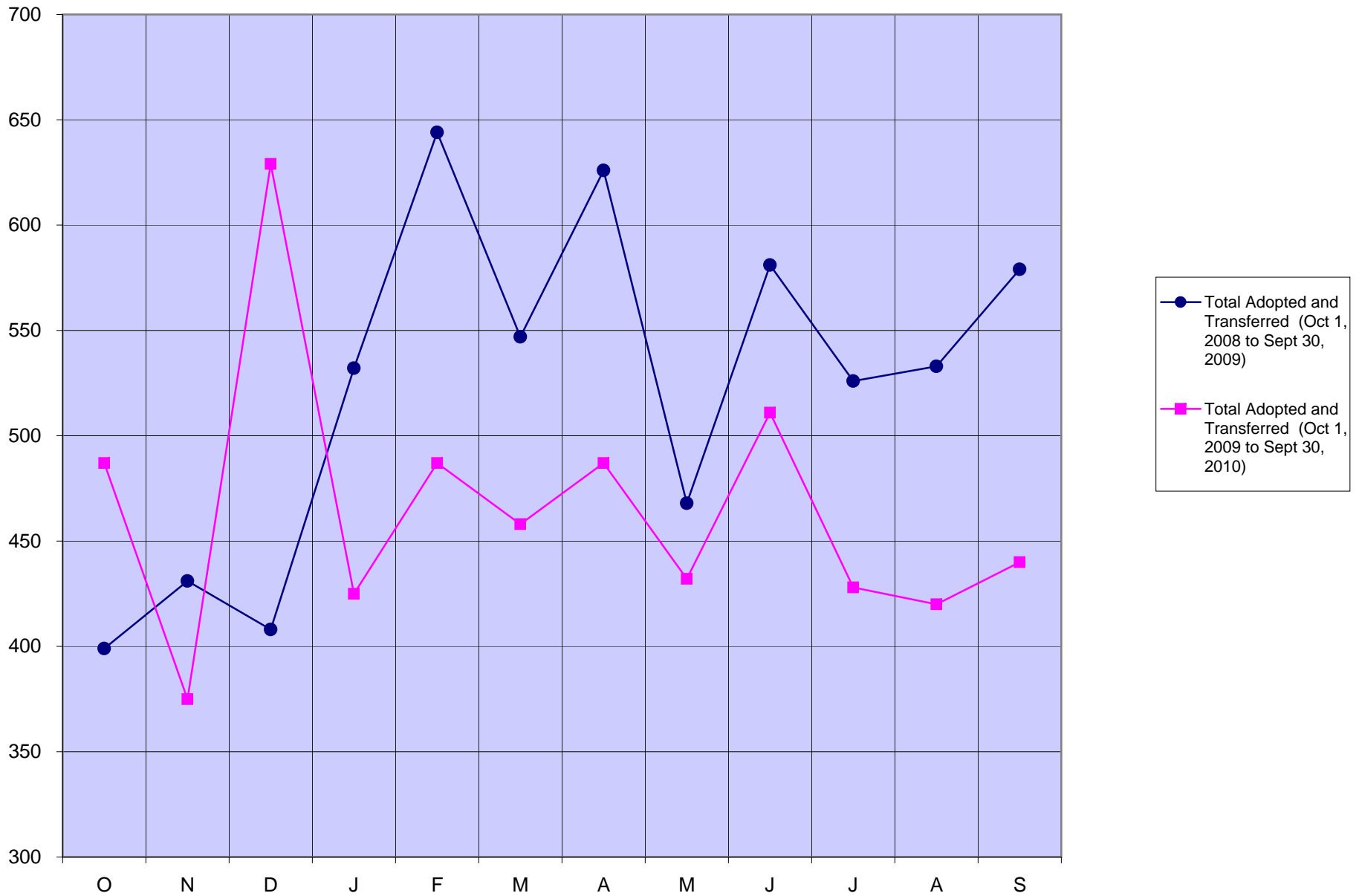
# Hillsborough County Animal Services

## HCAS Tags Sold



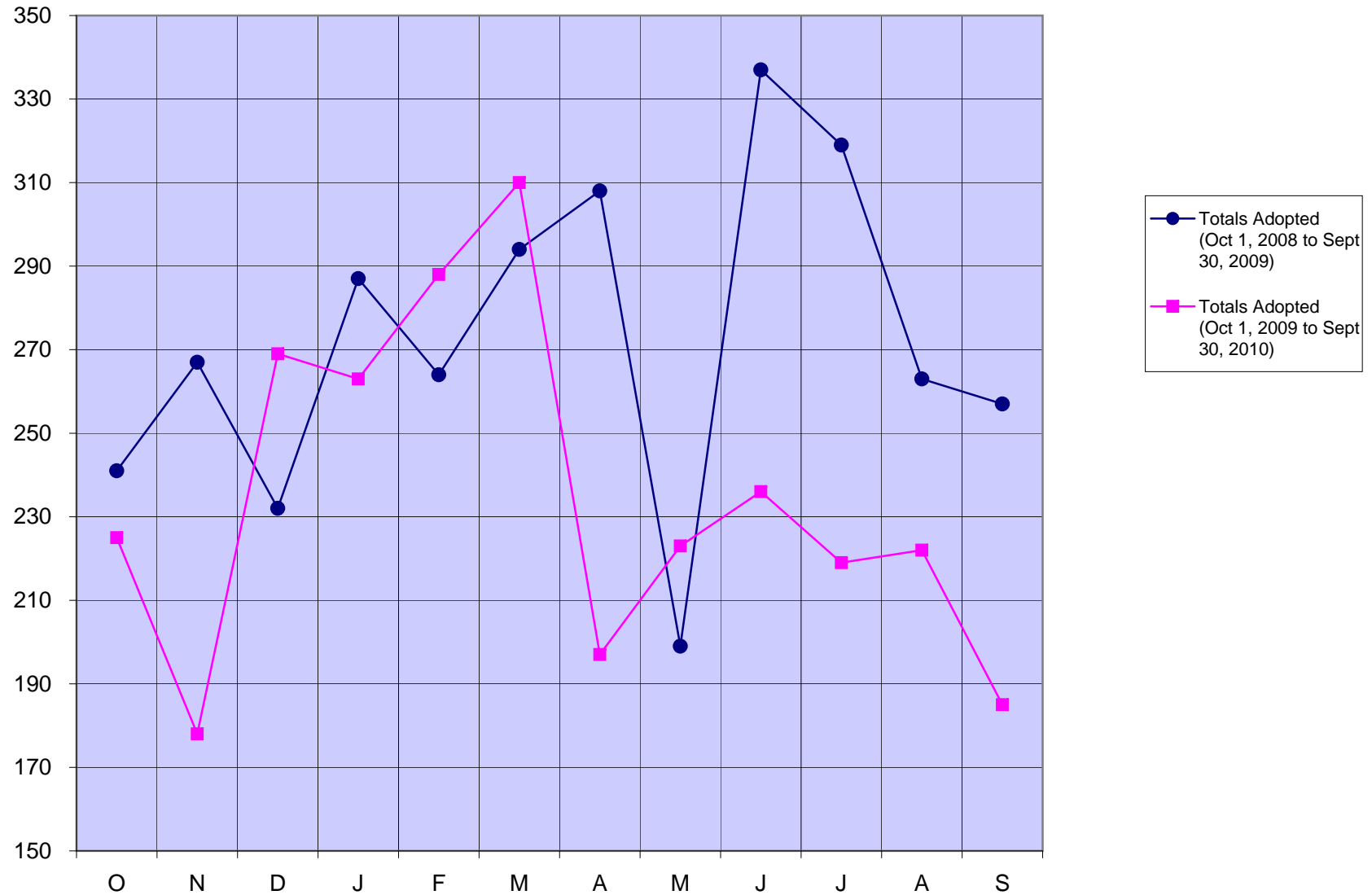
# Hillsborough County Animal Services

## Total Adopted & Transferred

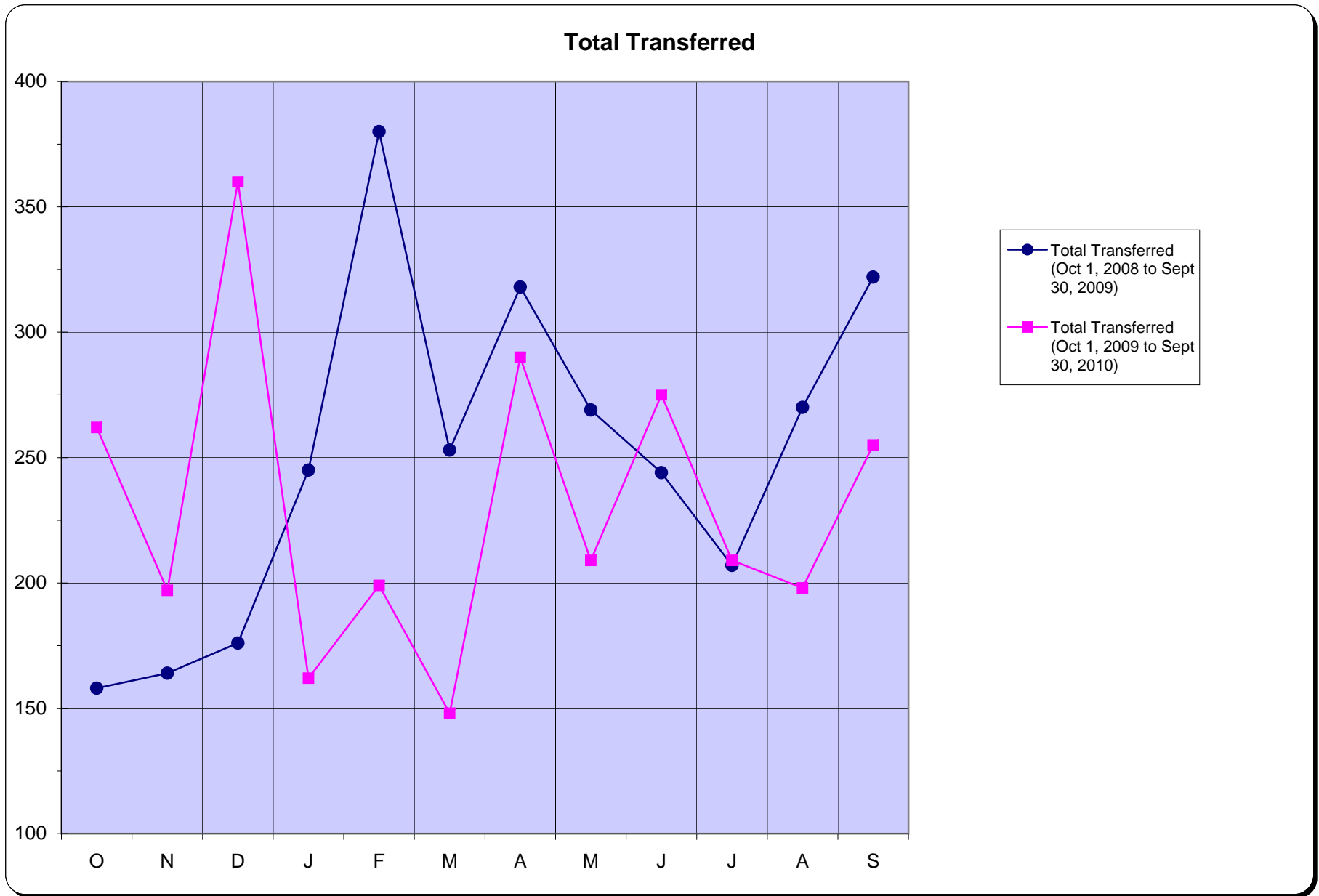


# Hillsborough County Animal Services

## Total Adopted

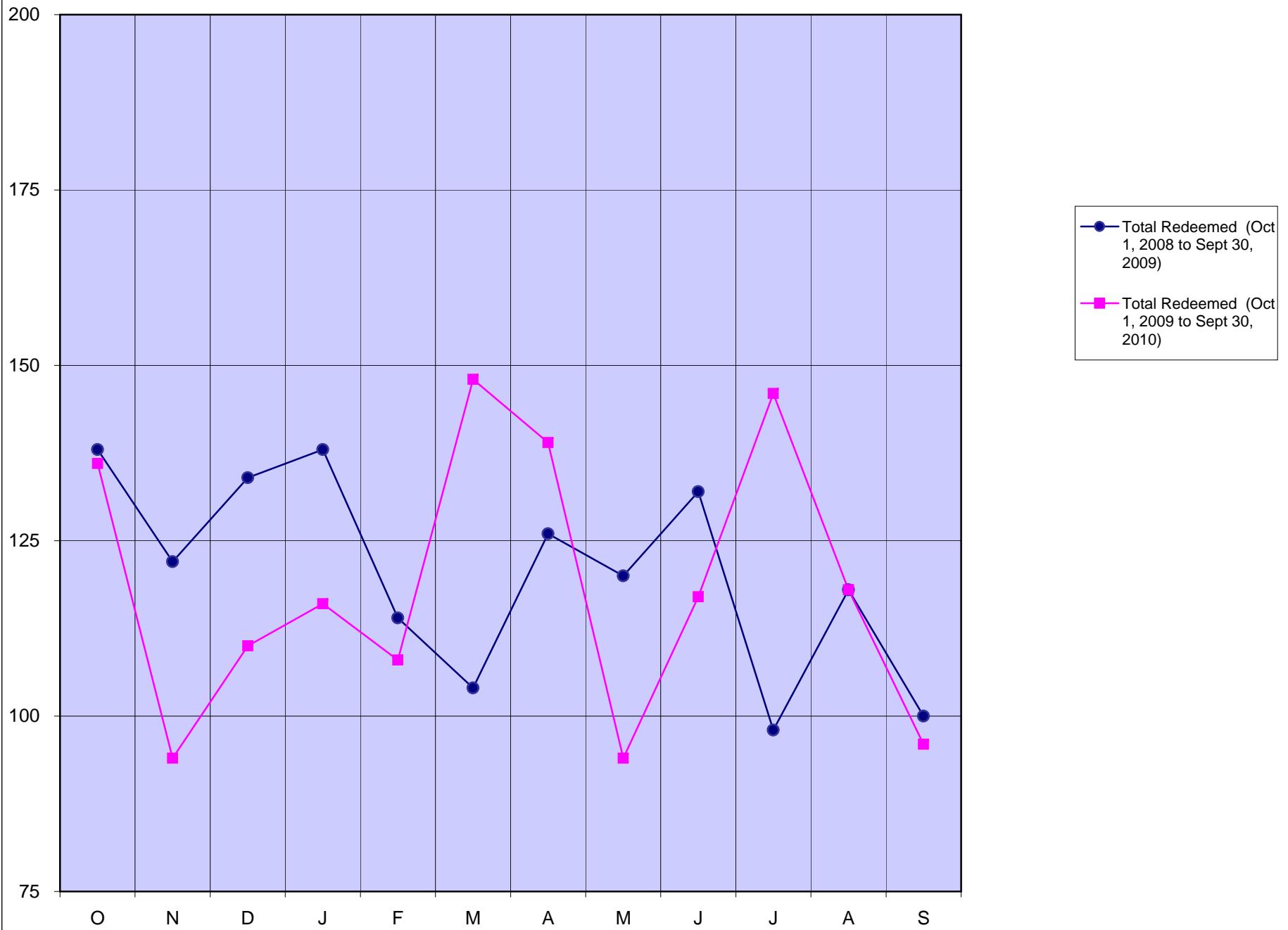


# Hillsborough County Animal Services



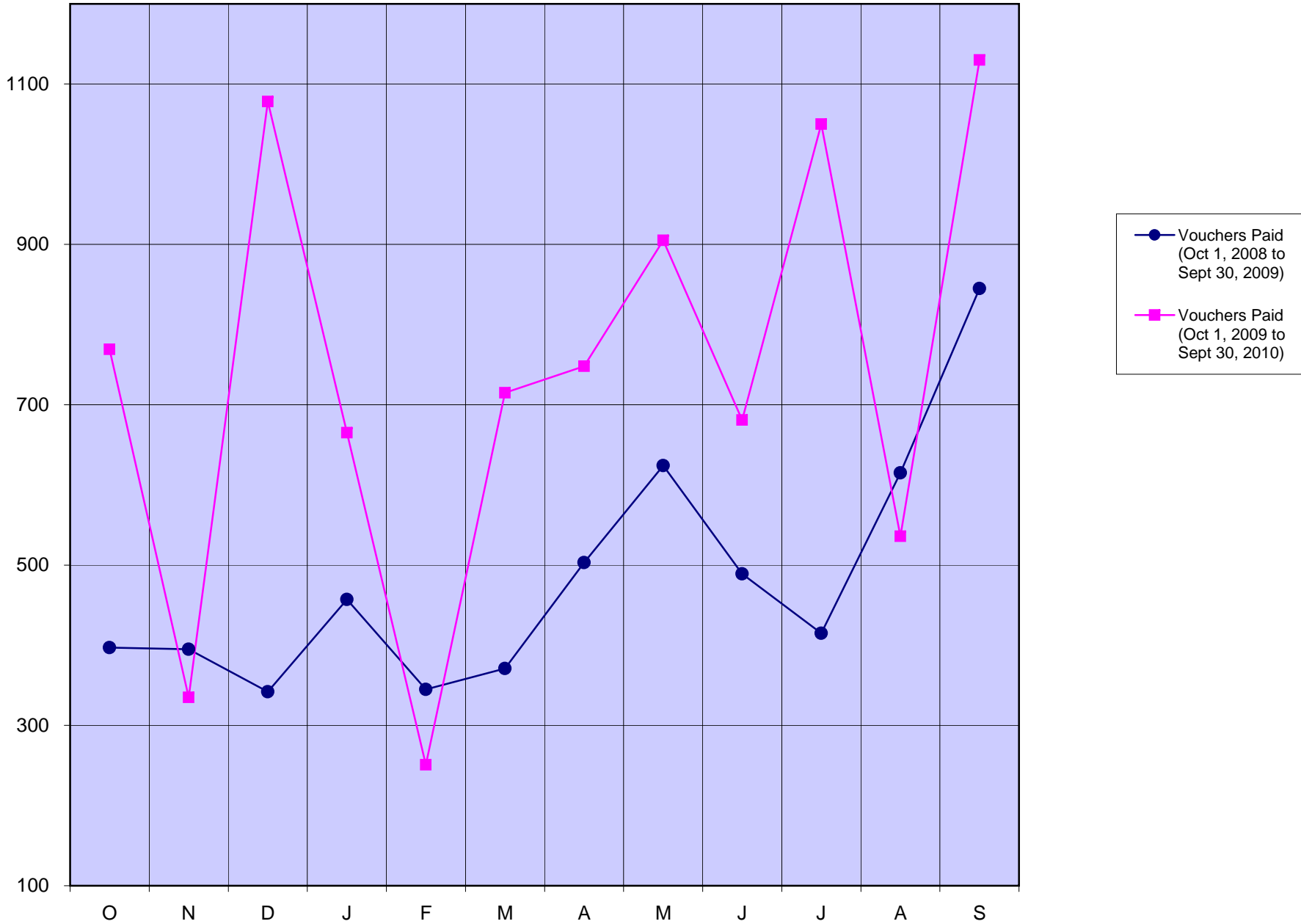
# Hillsborough County Animal Services

## Total Redemptions by Owner



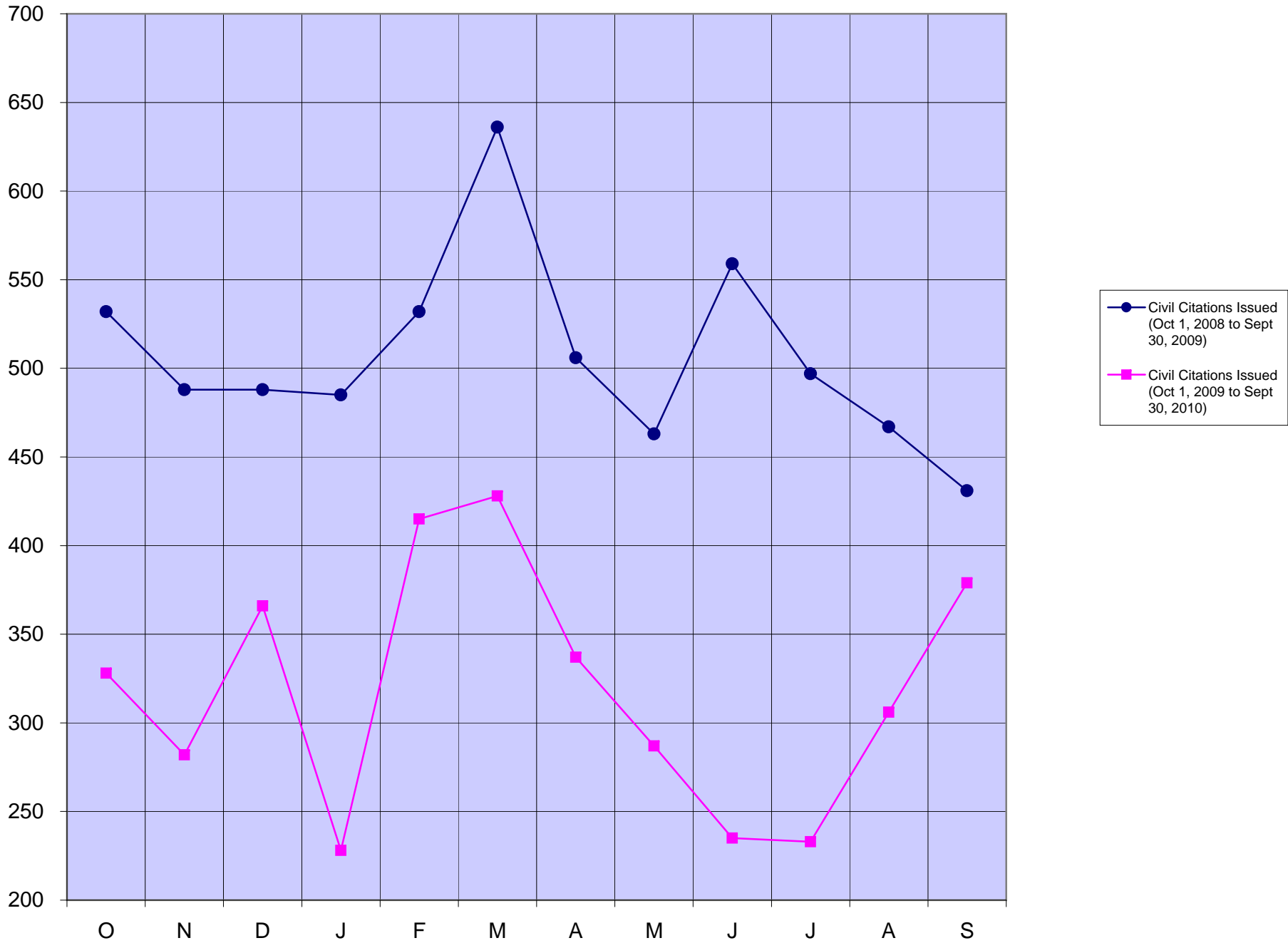
# Hillsborough County Animal Services

## Sterilization Vouchers Paid



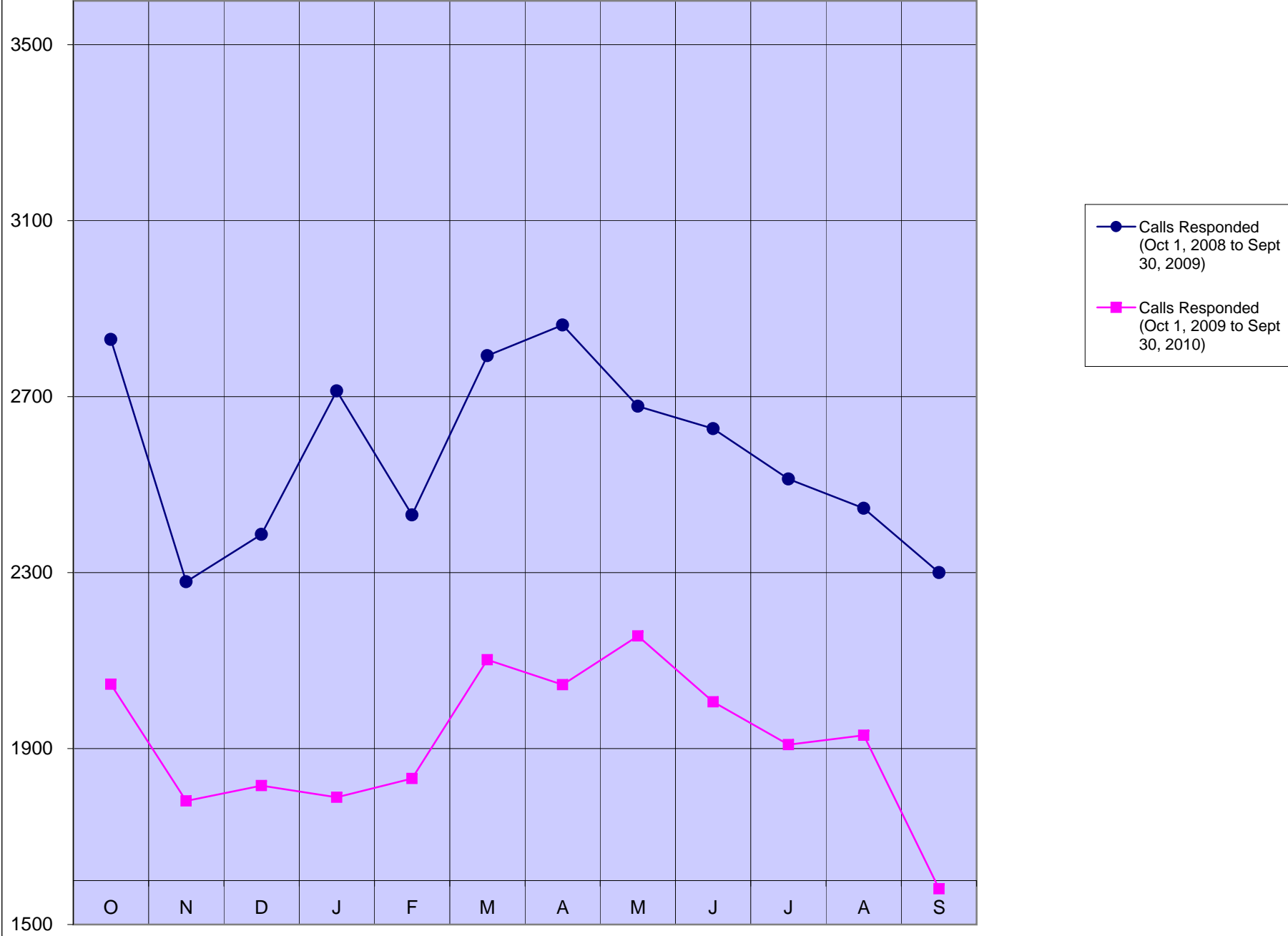
# Hillsborough County Animal Services

## Citations Issued



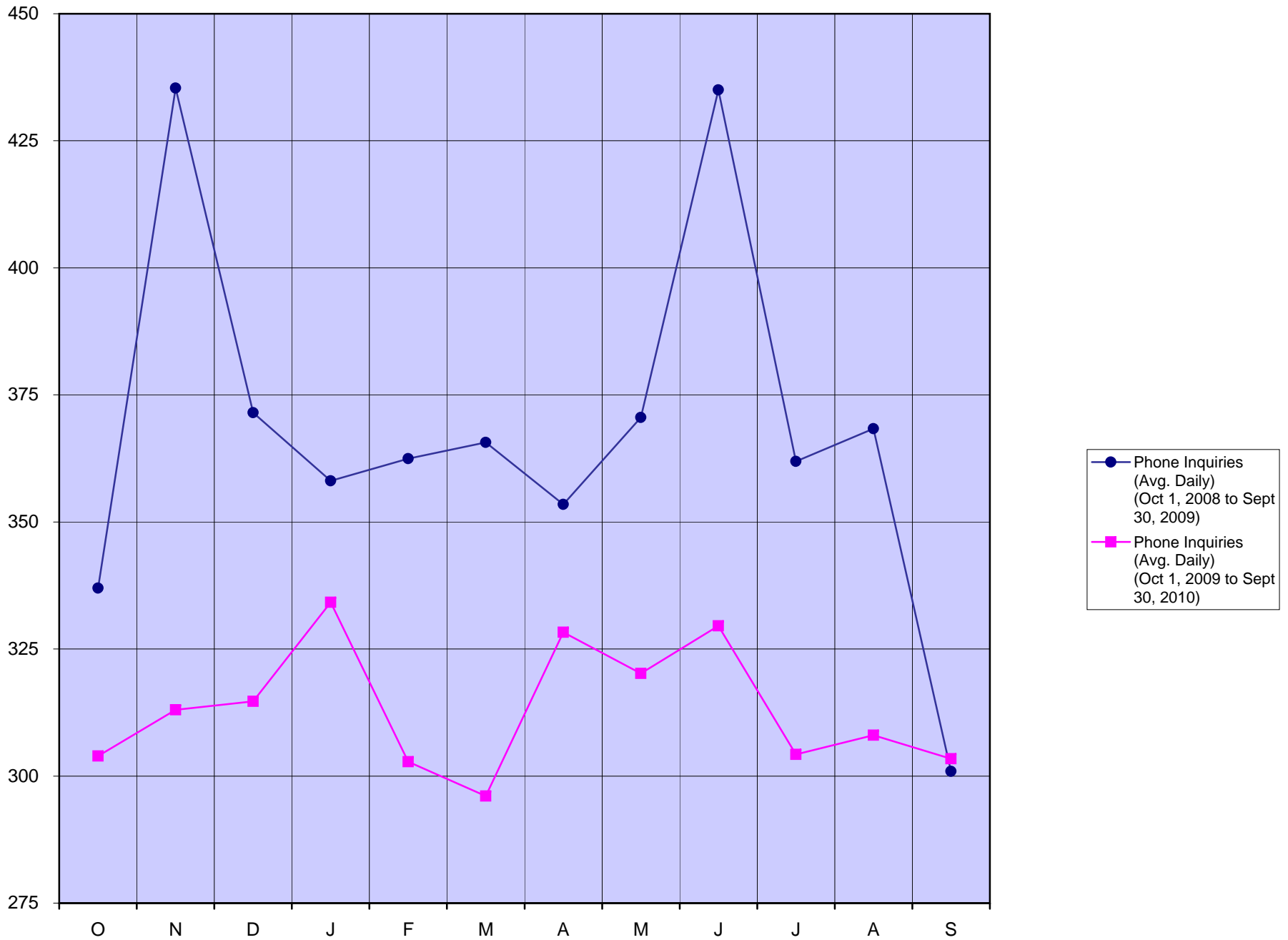
# Hillsborough County Animal Services

## Enforcement Responses



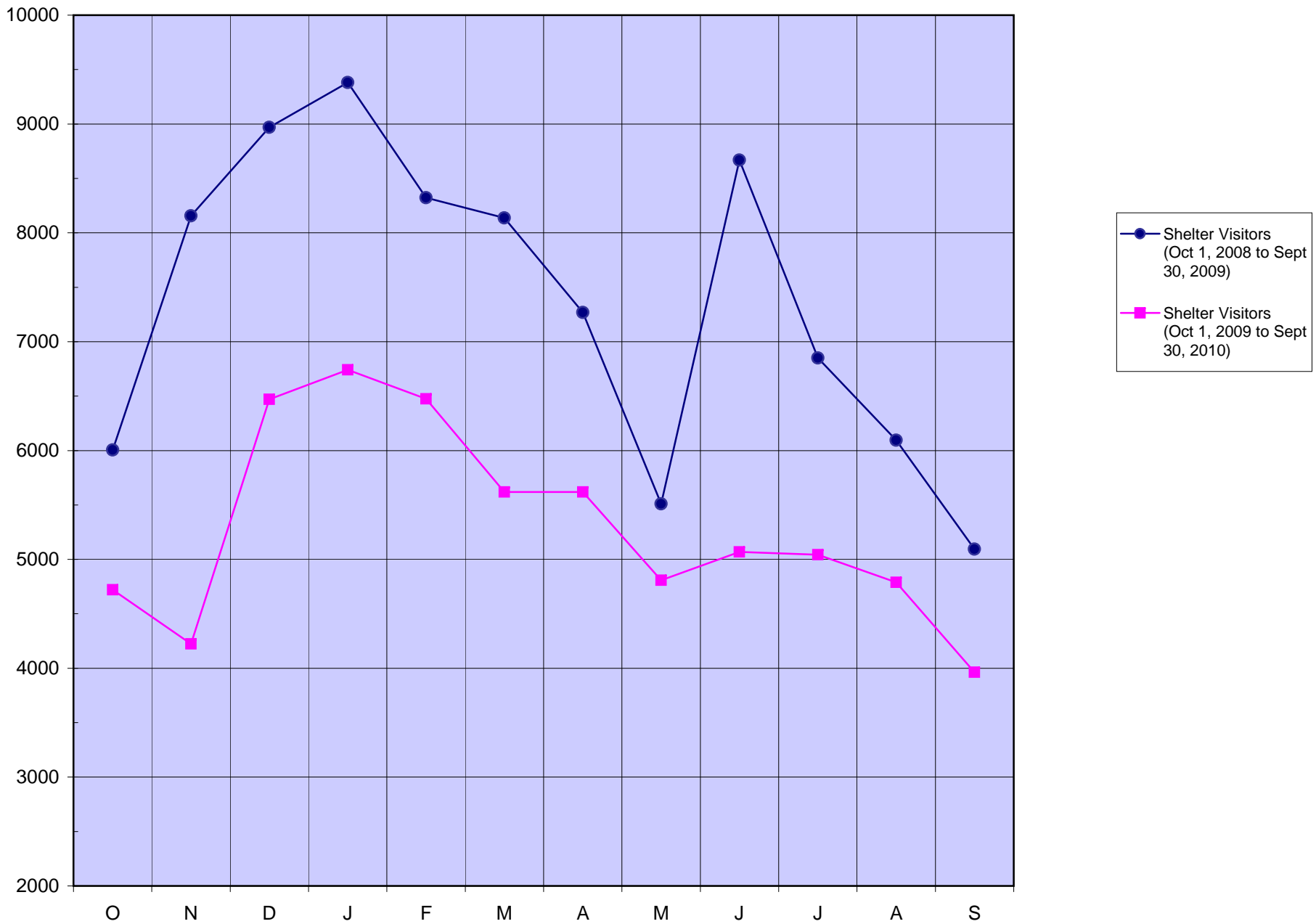
# Hillsborough County Animal Services

## Phone Inquiries (Daily Average)



# Hillsborough County Animal Services

## Shelter Visitors (Monthly Average)



# Hillsborough County Animal Services

## Volunteer Hours

